


ADVENTURE WEEKEND 2019

**With the
San Bernardino County Sheriff's Rodeo**



EVENT GUIDE

**California Inland Empire Council, BSA
GLEN HELEN REGIONAL PARK
Devore, CA**

SEPTEMBER 27-29, 2019

Facebook group C.I.E.C. Adventure Weekend 2019

WELCOME

The 2019 Adventure Weekend planning committee has been working hard to create a unique event for the Scouts of the California Inland Empire Council. We are excited to have you join us at this event. Information in this guide will help Staff, Scouts and Scouters have a successful experience at this event. Adventure Weekend will host thousands of Scouts and Adults for a fun filled weekend. Scouts will come from all over the Inland Empire to participate in this Scouting Experience.

General Information

Location: Glen Helen Regional Park, 2555 Glen Helen Pkwy, San Bernardino, CA 92407.

Arrival and Departure: Friday, September 27, 4:00 PM to Sunday, September 29, by 10:00 AM.

Check in Starts at 4:00pm

ALL CAMPSITES WILL BE ASSIGNED BY UNIT REGISTRATION DATES

****ALL NEW CAMPSITE LOCATIONS THIS YEAR****

All youth who register before September 1, 2019 will get an Adventure Weekend T-Shirt included with their registration! All other shirts will need to be purchased by September 14, 2019. Please see flyer for more information.

Registration—No On-Site Registration for overnight Camping – Day Only

Check In, Check Out, First Aid, Lost and Found, communication equipment for contacting medical personnel, security, and main headquarters are located at the camp headquarters.

Leader Meeting

Sub-camps will hold a Leader's Meeting Cracker Barrel Friday evening at Headquarters where staff will disseminate information for the weekend's events and answer questions.

Cub Scouts 1 Adult Leader and the Den Leader per Pack,

Scout BSA Troops (Both Boy and Girl) 1 adult Leader and the SPL (youth Leader) per Troop

A full event schedule will be handed out at leader meeting.

Questions

Registration questions, please email Jessica at jessica.parker@scouting.org or contact her at the Council's Volunteer Service Department at 909-793-2463 Ext. 129.

If you have any onsite registration issues, contact Anastasia (909)821-0291 or at AnastasiaLeveck@Gmail.com

If you wish to contact the 2019 Adventure Weekend Chairperson Chris Dahl, please email eaglecd74@gmail.com

DO NOT CALL GLEN HELEN REGIONAL PARK, THE PAVILLION, OR THE SAN BERNARDINO COUNTY SHERIFF'S OFFICE, THEY WILL NOT BE ABLE TO HELP YOU WITH ANY ADVENTURE WEEKEND INFORMATION.

Checklist for Check-In

Have documents out and ready to present when arriving at Check In station. Please keep in mind Check in is part of the Unit Competitions.

- Units Roster (2 Copies)
- Swim Level Certification Roster
- Youth—signed parent permission form Climbing/Rappelling Activities
- Each participant under 18 (including Siblings)—Consent/Hold Harmless/Release of Liability
- Health & Medical Record each participant under 18 (including Siblings)—
- A copy of BSA Guide To Safe Scouting

Check the website www.AdventureWeekend.org for additional forms that may be used for special programs.

Arrival and Camping

This year you will enter the Main Entrance and follow the signs. Each unit will get their assigned camping location, drop their equipment at their area and **immediately** move vehicles to their assigned parking area. No more than **2 vehicles** at a time to unload and you **must** have a parking pass displayed on your dash board where it can be read. Then check into headquarters with your paperwork and get your times for shooting sports.

Units are encouraged to bring trailers or vehicles with gear to Glen Helen as early as 4:00 PM Friday afternoon. This will help speed up arrival for passenger-only vehicles later in the day.

Cooperate with 2019 Adventure Weekend volunteers while moving around the park. Safety is the highest priority during the event. Vehicles may only park in designated areas and should not be moved again until departure.

Only pre-approved vehicles may be driven in the immediate program areas. Remember, **NO** parking at campsites – **all vehicles must be moved to the Designated parking area.** Please contact the council for accommodation of disabilities or other special needs.

Parking

Remember, **NO** parking at campsites – all vehicles **must** be moved to their assigned parking area – unit is given 60 minutes to unload by campsite- no more than **2** vehicles at a time- parking pass **must** be viewable on dashboard or window. Staff will be coming around to make sure vehicles are moved.

- Vehicles not moved are subject to citation and/or towing by the San Bernardino County Sheriff's Department. **Access roads are considered fire lanes.**

EVENT INFORMATION

Adventure Zones

These areas feature hands-on activities for all scouts. Keep checking the Adventure Weekend 2019 website www.AdventureWeekend.org for updates for more things to do here this year.

Community Showcase

Community organizations that support the Scouting program will have booths in this area. Keep checking the 2018 Adventure Weekend website for updates on which organizations will be there this year.

Merit Badges

Merit Badge classes will be offered again this year. Keep checking on our Facebook page, C.I.E.C. Adventure Weekend 2018, for any updates on classes.

Trail to First Class

Trail to First Class is a station oriented advancement zone located in the Scout activities area. Scouts will be able to work on and complete many of the requirements for Tenderfoot, Second Class and First Class. These include First Aid, Knots, Plants and Animals, and Map and Compass. See flyer at back of guide.

Ultimate Scout Challenge

A competition of two scouts competing against other teams of 2 scouts. Register Friday night at Headquarters. See flyer at back of guide.

Two deep leadership

The Guide to Safe Scouting requires a minimum of 2 adult leaders with each unit during any activity. One adult must be registered and over 21 years old; the second must be 18 years or older. The chartered organization is responsible for ensuring that sufficient leadership is provided for all activities. Youth Protection training must be current.

Competitions

Each sub-camp will have a campsite competition with first, second, and third place awards. Interested units should set up their campsite in full by 10:00 am Saturday. Judging criteria is at end of this document. Judging will begin Saturday after the opening ceremonies and awards will be presented during the closing campfires.

Meals

Plan basic menus so food preparation does not consume activities. Vendors with burgers, hot dogs, snacks, will be stationed around the Midway area and Meadowlark Saturday from 9:00 am to 4:00 pm only. Order of the Arrow Scouts will also provide a Fabulous Pancake Breakfast and Delicious Dinner (see details below). Plan to bring food for all other meals and snacks as needed.

Water

Each unit is expected to bring sufficient water for drinking, cooking, and cleaning—a minimum of one gallon/person/day is recommended. Designated water supply areas are very limited and may be a distance from the sub-camp. Bringing large containers to carry water and wagons or hand trucks to transport them is recommended.

Fires

The 2019 Adventure Weekend mandates no open fires. Use propane stoves or burners for cooking. Charcoal for Dutch Oven cooking will **not** be allowed this year.

Trash

- All units are expected to keep their campsites clean.
- Each unit is required to bring their own trash bags.
- Drain all liquids before putting in trash bags.
- Separate recyclables (items with CRV - glass, aluminum, plastic bottles and cans) from trash.
- **Put recyclables in large light blue plastic bags. Put trash in large clear or black trash bags.**
- Leave enough space at the top of each bag to double-knot the opening of the bag.
- If the bag breaks, re-bag and again double-knot it!
- Check all bathrooms for cleanliness and to ensure trash has been emptied.
- Put ALL bags at the roadway edge of the troop's grassy camp area.
- Any miscellaneous items of trash (discarded tents, lawn chairs, boxes, etc.) must be put to one side of pile of trash bags.

Following these instructions will instill in the scouts a sense of responsibility and will help the clean-up crew immensely. Thank you.

Fabulous Pancake Breakfast

Saturday the 27th from 6:15am – 9:00am, the Pancake Breakfast Fundraiser will take place at the Meadowlark Pavilion. The cost is \$5.00 per person and includes sausage, coffee, juice and all the pancakes you can eat!!! Proceeds benefit your Cahuilla Lodge Order of the Arrow.

Delicious Dinner

Saturday Dinner 4:00PM to 6:00 PM Hot Dog and Hamburger Meals will be available for \$5.00. Proceeds benefit your Cahuilla Lodge Order of the Arrow.

Closing Campfires

On Saturday evening, units will mobilize near their sub-camp and begin their march to their campfire. Units should plan to walk together as a unit. A special light or flag is useful for keeping the unit together, especially after dark. Scouts and Scouters will sit on the grass for the entire show. A blanket or ground cloth will be useful to mark and cushion your area. No chairs for youth are allowed at the show. Performances that excite and inspire will be featured on the stage, as well as award ceremonies for campsite judging and other competitions.

Trading Post

Scout Shop will have hats, flashlights, pens, and other items - on site location will have a limited supply of items. **SATURDAY ONLY!**

Tents /Gear

Self-standing tents are recommended. Small stakes are permitted, nothing longer than 1 foot. Safety caps on stakes and flagging on guide lines are strongly encouraged. Tents must be close together. Bring your Unit flag, Stand, Gateway and Banner.

The Rodeo

All Scouts and Scouters are invited to attend the “Slack” rodeo qualifications free of charge on Saturday morning from 8:30am – 10:00am. “Slack” events usually consist of watching contestants qualify for their spot for the weekend’s rodeo events, seeing behind the scenes, and potential cowboy guest speakers. It is not open to the public. No one will be permitted in the viewing area without a wristband. For all other shows, tickets are available for purchase through the San Bernardino County Sheriff’s Department.

Activities

The following BSA activities will take place Saturday from 8:30am – 5:00pm Units will be assigned a scheduled time for their assigned activity. BB Gun Shooting, Tomahawks and /or Archery are for **Registered BSA Scouts ONLY**. You are not guaranteed to get to participate in each activity, activity slots will be assigned by registration date and unit size. All activities are subject to availability and may be cancelled at any time. **No Siblings may participate in the above activities.**

OA Island

OA Island offers Cubs and Scouts, and parents and siblings alike, the opportunity to learn more about Native American culture. Come into our Teepee to learn about regalia and other interesting accoutrements, and sit inside to hear stories of old by our Arrowmen. Ms. Yaya will be there, under the shade of the mighty pine trees, to tell you how they lived, dressed, ate and hunted. Come hear the beat of the drum, make a necklace, and learn to dance on OA Island. OA Ceremony Drumming & Dancing Demonstrations will be all day.

Items Not Allowed

SMOKING, INCLUDING VAPING, OR TOBACCO PRODUCTS OF ANY KIND WILL NOT BE PERMITTED AT THIS EVENT.

ALCOHOL OR MARIJUANA ARE NOT ALLOWED ON THE PREMISES AT ANY TIME.

PETS ARE NOT PERMITTED ON-SITE

Please do not bring pets, electronic games, weapons, tobacco, firearms or ammunition, alcohol, drugs, radios, unregistered participants, valuable items, laser pointers or electronic music devices.

Uniforms

The Adventure Weekend 2019 staff encourages Scouts and Scouters to wear their Adventure Weekend T-Shirts or Scout uniforms. We encourage you to wear the uniform shirt and shorts or pants to the opening ceremony, and the pack/troop/crew activity uniform during the day. We ask that all participants wear the 2019 Adventure Weekend t-shirt to the closing campfire.

Expectations

1. All Scouts and Leaders are expected to follow the Oath and Law.
2. If a scout or their leader violate curfew, are caught without adult leadership or cause problems requiring Discipline the unit may be escorted off the premises by the San Bernardino County Sheriff’s Department.
3. All concerns are to be reported to the BSA Headquarters Area at the park.

Checkout

Saturday evening checkout must be arranged with the BSA Headquarters Staff.

Sunday check out will be between the hours of 8:30am – 10:00am.

When checking out, units send a leader to the camp headquarters. Camp staff will check the unit's campsites to ensure that "Leave No Trace" conditions have been met.

Once campsite conditions are approved, camp staff will issue 2019 Adventure Weekend patches to the unit leader.

ADVENTURE WEEKEND SCHEDULE

SEPTEMBER 27-29, 2019

FRIDAY

4:00-10:00PM	Check In- Units may enter park and set up camp in assigned areas
8:00-9:00PM	Cub Scouts – GLO IN THE DARK DANCE PARTY (BYO GLO Paint)
9:00-10:00PM	Scouts BSA – GLO IN THE DARK DANCE PARTY (BYO GLO Paint)
8:30PM	Cub Scout Leaders Meeting @ Meadow Lark HQ
9:15PM	Scouts BSA Leaders Meeting- Scout leader and SPL @ Scouts Activity Area
10:00PM	Lights Out

SATURDAY

6:00AM	Reveille
6:15AM-9:00AM	OA Pancake Breakfast @ Meadow Lark HQ
7:30AM	Opening Ceremony- Bring your unit flag (Large field at the end of the Midway)
8:30-10:00AM	SLACK Event-ALL Scouts: See the Rodeo behind the scenes- meet @ Meadow Lark HQ
9:00-4:00PM	Food Vendors (Vendors do not provide dinner, Units responsibility)
9:00-4:00pm	BALOO TRAINING -Will break for lunch with your unit
9:00-4:00PM	Midway open
8:30-12:00PM	ALL Program Areas OPEN
11:00-12:00PM	Ultimate Scout ONLY (closed event) at Canoes
12:00-1:30PM	LUNCH
1:30-5:00PM	ALL Program Areas OPEN
4:00-5:00PM	Ultimate Scout ONLY (closed event) at Mountain Bikes
4:00-6:00PM	OA DINNER- Hamburgers & Hot Dogs @ Meadow Lark HQ
6:45PM	Cub Scout Closing Campfire @ Meadow Lark HQ
8:30PM	Scouts BSA Closing Campfire @ Meadow Lark HQ
9:00PM	Early Check out for Units leaving Saturday night
10:30PM	Lights Out

SUNDAY

7:00AM-8:30AM	Reveille, breakfast, camp pack up/clean up (Trash must be in bags placed at the side of the road. Recyclables must be separated).
8:30-10:00AM	Campsite Inspections
10:00AM	ALL UNITS SHOULD BE CHECKED OUT/UNITS MUST BE OUT OF THE PARK BY 10:00AM

Adventure Weekend 2019 Unit Roster

Unit Leader	Ph#
<input type="checkbox"/> Overnight <input type="checkbox"/> Day Only	Alt #
District	<input type="checkbox"/> Pack <input type="checkbox"/> Boy Troop <input type="checkbox"/> Girl Troop <input type="checkbox"/> Crew
Unit#	

Bring 2 Copies (PLEASE INCLUDE ALL ADULTS, SCOUTS & YOUTH)

#	ADULTS	#	YOUTH	Status
1		1		<input type="checkbox"/> Cub Scout <input type="checkbox"/> Scout Boy <input type="checkbox"/> Scout Girl <input type="checkbox"/> Crew <input type="checkbox"/> Sibling
2		2		<input type="checkbox"/> Cub Scout <input type="checkbox"/> Scout Boy <input type="checkbox"/> Scout Girl <input type="checkbox"/> Crew <input type="checkbox"/> Sibling
3		3		<input type="checkbox"/> Cub Scout <input type="checkbox"/> Scout Boy <input type="checkbox"/> Scout Girl <input type="checkbox"/> Crew <input type="checkbox"/> Sibling
4		4		<input type="checkbox"/> Cub Scout <input type="checkbox"/> Scout Boy <input type="checkbox"/> Scout Girl <input type="checkbox"/> Crew <input type="checkbox"/> Sibling
5		5		<input type="checkbox"/> Cub Scout <input type="checkbox"/> Scout Boy <input type="checkbox"/> Scout Girl <input type="checkbox"/> Crew <input type="checkbox"/> Sibling
6		6		<input type="checkbox"/> Cub Scout <input type="checkbox"/> Scout Boy <input type="checkbox"/> Scout Girl <input type="checkbox"/> Crew <input type="checkbox"/> Sibling
7		7		<input type="checkbox"/> Cub Scout <input type="checkbox"/> Scout Boy <input type="checkbox"/> Scout Girl <input type="checkbox"/> Crew <input type="checkbox"/> Sibling
8		8		<input type="checkbox"/> Cub Scout <input type="checkbox"/> Scout Boy <input type="checkbox"/> Scout Girl <input type="checkbox"/> Crew <input type="checkbox"/> Sibling
9		9		<input type="checkbox"/> Cub Scout <input type="checkbox"/> Scout Boy <input type="checkbox"/> Scout Girl <input type="checkbox"/> Crew <input type="checkbox"/> Sibling
10		10		<input type="checkbox"/> Cub Scout <input type="checkbox"/> Scout Boy <input type="checkbox"/> Scout Girl <input type="checkbox"/> Crew <input type="checkbox"/> Sibling
11		11		<input type="checkbox"/> Cub Scout <input type="checkbox"/> Scout Boy <input type="checkbox"/> Scout Girl <input type="checkbox"/> Crew <input type="checkbox"/> Sibling
12		12		<input type="checkbox"/> Cub Scout <input type="checkbox"/> Scout Boy <input type="checkbox"/> Scout Girl <input type="checkbox"/> Crew <input type="checkbox"/> Sibling
13		13		<input type="checkbox"/> Cub Scout <input type="checkbox"/> Scout Boy <input type="checkbox"/> Scout Girl <input type="checkbox"/> Crew <input type="checkbox"/> Sibling
14		14		<input type="checkbox"/> Cub Scout <input type="checkbox"/> Scout Boy <input type="checkbox"/> Scout Girl <input type="checkbox"/> Crew <input type="checkbox"/> Sibling
15		15		<input type="checkbox"/> Cub Scout <input type="checkbox"/> Scout Boy <input type="checkbox"/> Scout Girl <input type="checkbox"/> Crew <input type="checkbox"/> Sibling

Adventure Weekend 2019 Swim Level Certification Form

To participate in any canoeing activity a Swim Level Certification Form must be completed for all Youth within each Unit and submitted at the Canoeing Venue prior to participation. Additional information for Swimming Classification can be found in the Guide to Safe Scouting Handbook. Certification is for safety information and does not prevent youth from participating.

Unit Leader (Print)	Unit Leader Signature
---------------------	-----------------------

District	<input type="checkbox"/> Pack <input type="checkbox"/> Boy Troop <input type="checkbox"/> Girl Troop <input type="checkbox"/> Crew	Unit#
----------	------------------------------------------------------------------------------------------------------------------------------------	-------

Certified Swim Level - Please Indicate Level (X)

	Unit Roster for Youth Participants <small>Certification is for safety information and does not prevent youth from participating.</small>	Beginner	Swimmer	Non-Swimmer
1				
2				
3				
4				
5				
6				
7				
8				
9				
10				
11				
12				
13				
14				
15				

PARENT/GUARDIAN CONSENT FORM FOR PARTICIPATION IN A COUNCIL-OPERATED CAMP OR ACTIVITY

I hereby give permission for full participation in a Council-operated camp or activity, subject to limitations noted
This authorization shall remain effective until replaced or revoked in writing

ADVENTURE WEEKEND From : 09/27/2019 To: 09/29/2019

Full Name of Participant	Birthdate (month/date/year)
Address	City, State, Zip
Medications/Restrictions/Special Considerations (if any):	
Insurance Company	Policy Number
Physician's Name	Phone Number

HOLD HARMLESS AGREEMENT

I understand that participation in the activity involved a certain degree of risk. I have carefully considered the risk involved and have given consent for my child to participate in the activity. I understand that participation in the activity is entirely voluntary and requires participants to abide by applicable rules and standards of conduct. I release the Boy Scouts of America, the local council, the activity coordinators, and all employees, volunteers, related parties, or other organizations associated with the activity for any and all claims or liability arising out of this participation.

MEDICAL TREATMENT RELEASE

(Yes) (No) In case of emergency involving my child, I understand every effort will be made to contact me. In the event I cannot be reached, I hereby give my permission to the medical provider selected by the adult leader in charge to secure proper treatment, including hospitalization, anesthesia, surgery, or injections of medications for my child. Medical providers are authorized to disclose to the adult in charge examination findings, test results, and treatment provided for purposes of medical evaluation of the participant, follow-up and communication with the participant's parents or guardian, and/or determination of the participant's ability to continue in the program activities.

SHOOTING SPORTS RELEASE

(Yes) (No) S. 12552 Furnishing Firearms to Minors under 18 without permission of parent --- Every person who furnishes any firearm, air gun, or gas-operated gun, designed to fire a bullet, or metal projectile, to any minor under the age of 18 years, without an express or implied permission of the parent or legal guardian of the minor is guilty of a misdemeanor. By circling yes or no to this item and signing below we are granting/not granting permission.

TALENT RELEASE

(Yes) (No) I hereby assign and grant to the California Inland Empire Council the right and permission to use and publish the photographs/film/video tapes/electronic representations and/or sound recordings made by the California Inland Empire Council and I hereby release the California Inland Empire Council from any and all liability from such use and publication.

(Yes) (No) I hereby authorize the reproduction, sale, copyright, exhibit, broadcast, electronic storage and/or distribution of said photographs/film/video tapes/electronic representations and/or sound recordings without limitation at the discretion of the California Inland Empire Council and I specifically waive any right to any compensation I may for any of the foregoing.

Restrictions

BE SURE TO CIRCLE YES OR NO ON EACH LINE

EMERGENCY CONTACT INFORMATION AND SIGNATURES

Father/Guardian Signature		Date	
Home/Business Phone		Cell Phone	
Mother/Guardian Signature		Date	
Home/Business Phone		Cell Phone	
District	<input type="checkbox"/> Pack <input type="checkbox"/> Boy Troop <input type="checkbox"/> Girl Troop <input type="checkbox"/> Crew		Unit#

**PARENTAL INFORMED CONSENT
AGREEMENT FOR CLIMBING/RAPPELLING ACTIVITIES**

I understand that participation in the climbing/rappelling activity offered through the California Inland Empire Council, BSA, on 09/27/2018—09/29/2018, involves a certain degree of risk that could result in injury or death. In consideration of the benefits to be derived and after carefully considering the risk involved, and in view of. The fact that the Boy Scouts of America is an organization in which membership is voluntary, and having full confidence that precautions will be taken to ensure the safety and well-being of my (son/daughter), I have given _____ (Name)(My son/daughter) my consent to participate in CLIMBING/RAPPELLING ACTIVITIES on 09/27/2019—09/29/2019 .

I certify that this participant can meet the health and physical fitness requirement of the trip or activity.

In the event of illness or injury occurring to my (son/daughter) while involved in this trip or activity, I consent to X-ray examination, anesthesia, and/or medical or surgical diagnostic procedures or treatment considered necessary in the best judgment of the attending physician and performed by or under the supervision of a member of the medical staff of the hospital furnishing medical services. It is understood that in the event of a serious illness or injury, reasonable efforts to reach me will be made.

(This form must have the signatures of both parents/guardians.)

Signature

Signature

Telephone Number

Telephone Number

_____/_____/_____
Date

_____/_____/_____
Date

District	<input type="checkbox"/> Pack <input type="checkbox"/> Boy Troop <input type="checkbox"/> Girl Troop <input type="checkbox"/> Crew	Unit#
----------	------------------------------------------------------------------------------------------------------------------------------------	-------

2019 Adventure Weekend

CUB SCOUT Camp Site Criteria

This is not the actual Inspection Form but a guideline

Pack#	District
PACK SPIRT & DESIGNATION	OVERALL SAFETY & ORGANIZATION
Pack Flag and US Flag	Overall Site Organized and Clean
Flags Properly Displayed (in stand or lashed to something)	Tents in organized fashion, but not open
Cub Spirit & FUN Campsite has cohesive look	Site with no trash or other tripping hazards
FIRST AID KIT AVAILABLE	COOKING AREA
Any First Aid Kit	Duty roster/menu
First Aid Kit visible	Clear wash station
First Aid Kit is not a personal kit	Food Properly Stored
	Area clean and orderly- no visible trash
FIRE SAFETY	ADMINISTRATION & CHECK IN
Fire Guard Posted and Chart signed by leader	All Permission Slips Forms Signed and ready at check in.
	Guide To Safe Scouting
	.Unit Roster Complete 2 Copies & Swim Roster Complete 2 Copies.
	Health and Medical Records

2019 Adventure Weekend

Scouts BSA/Crew/Camp Site Inspection Criteria

Unit Number	District
Unit Identity	Tents
Flags Displayed Properly	Youth and Adults quarters separate
American Flag	
Troop Flag	
	tents arranged in orderly fashion
Gateway	
Camp Site Has Designated Entrance	
Entrance has normal door walking clearance	
Safely Assembled Pioneering projects	
Gateway - creativity	Cooking Areas
	Area clean and orderly-no visible trash
	Food Properly stored
	Duty Roster / Menu
First Aid	Fire Suppression
Any First Aid Kit	
First Aid Kit visible	
First Aid Kit is not a personal kit	
	Fire Guard Chart posted signed



ADVENTURE WEEKEND 2019 PARKING PASS

UNIT TYPE/# _____

NAME _____

CELL # _____



ADVENTURE WEEKEND 2019 PARKING PASS

UNIT TYPE/# _____

NAME _____

CELL # _____



ADVENTURE WEEKEND 2019 PARKING PASS

UNIT TYPE/# _____

NAME _____

CELL # _____

UNIT FIREGUARD CHART

Fill out and post this chart on your campsite bulletin board.

Troop _____ Troop fire warden _____
 Camp _____ Troop campsite _____
 Dates _____



We will prevent fires by breaking matches in two after using.



Putting fires COLD OUT with water.



Feeling with fingers to test heat.

FLAMMABILITY WARNING CAMPING SAFETY RULES

NO TENT MATERIAL IS FIREPROOF, AND IT CAN BURN WHEN EXPOSED TO HEAT OR FIRE. FOLLOW THESE RULES:

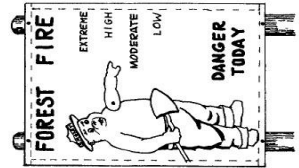

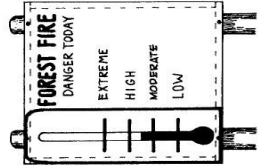
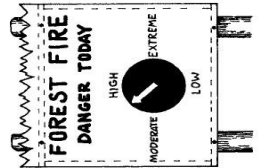
- Only flashlights and battery-powered lanterns are permitted in tents. **NO FLAMES IN TENTS** is a rule which must be enforced.
- Chemical-fueled stoves, heaters, lanterns, lighted candles, matches, or other flame sources should **never** be used in or near tents.
- Do not pitch tents near open fire.
- Do not use flammable chemicals near tents: charcoal lighter, spray cans of paint, or bug killer and repellent.
- Be careful when using electricity and lighting in tents.
- Always extinguish cooking and campfires properly.
- Obey all fire laws, ordinances, and regulations.
- Keep campers informed on a daily basis of your camp's fire danger.



Clearing all burnable material 4 to 6 feet away from the fires or as required by local law.

In the case of Cub Scouts, they should immediately seek adult help, sound the alarm by yelling, "Fire!" and stay away from attempting to fight any camp fire. If adult help is not readily available, the Cub Scout should continue to sound the alarm, send a runner for help, and/or dial the camp office or 911.

VARIOUS TYPES OF FIRE DANGER SIGNS IN CAMP



Unit Campsite Fire Prevention Assignments		Equipment Checked
First Day _____	Date _____ Patrol _____	_____
_____	Fire Warden _____	_____
Second Day _____	Date _____ Patrol _____	_____
_____	Fire Warden _____	_____
Third Day _____	Date _____ Patrol _____	_____
_____	Fire Warden _____	_____
Fourth Day _____	Date _____ Patrol _____	_____
_____	Fire Warden _____	_____
Fifth Day _____	Date _____ Patrol _____	_____
_____	Fire Warden _____	_____
Sixth Day _____	Date _____ Patrol _____	_____
_____	Fire Warden _____	_____
Seventh Day _____	Date _____ Patrol _____	_____
_____	Fire Warden _____	_____



SOUND ALARM



DROP TENTS (CANVAS ONLY) IF NECESSARY AND SAFE TO DO SO

IN CASE OF FIRE

REPORTING AND ASSEMBLY INSTRUCTIONS

At some camps local changes are made in these suggested procedures. All exceptions, however, should be made on the recommendation and with the approval of local fire authorities.

IN A UNIT CAMPSITE

1. Sound the alarm by yelling "Fire!" and then notify the first adult you see, then report to a camp officer or the camp fire warden.
2. Extinguish a fire only if it can be done quickly and easily.
3. When the central alarm is sounded to warn the camp, quickly mobilize in your unit. Move to your preassigned point immediately and await directions.
4. A runner reports to the camp office for instructions from the camp fire warden.
5. In the event of a tent fire, you can douse it with water or sand, or simply stand back and let professionals fight the fire.

OUTSIDE UNIT CAMPSITE

1. If you discover a fire anywhere in camp, report immediately to the camp office so the alarm may be sounded and fire authorities notified.
2. Camp fire warden sounds the central alarm, and your unit follows steps 3 and 4 above.
3. **Remember:** Campers should not be directly involved in the fire fighting process except for fires that can be quickly and easily extinguished.

In case of a fire in our campsite, we will notify _____ Camp fire warden and follow the instructions of our unit fire warden.

ADVENTURE WEEKEND 2019
California Inland Empire Council, BSA
GLEN HELEN REGIONAL PARK
Devore, CA
SEPTEMBER 28, 2019
TRAIL TO FIRST CLASS PROGRAM

The requirements for Scout, Tenderfoot, Second Class, and First Class ranks may be worked on simultaneously; however, these ranks must be earned in sequence.

SCOUT

- 4a. Show how to tie a square knot, two half-hitches, and a taut-line hitch. Explain how each knot is used.
- 4b. Show the proper care of a rope by learning how to whip and fuse the ends of different kinds of rope.

TENDERFOOT

- 3a. Demonstrate a practical use of the square knot.
- 3b. Demonstrate a practical use of two half-hitches.
- 3c. Demonstrate a practical use of the taut-line hitch.
- 3d. Demonstrate proper care, sharpening, and use of the knife, saw, and ax. Describe when each should be used.
- 4a. Show first aid for the following:
 - Simple cuts and scrapes
 - Blisters on the hand and foot
 - Minor (thermal/heat) burns or scalds (superficial, or first-degree)
 - Bites or stings of insects and ticks
 - Venomous snakebite
 - Nosebleed
 - Frostbite and sunburn
 - Choking
- 4b. Describe common poisonous or hazardous plants; identify any that grow in your local area or campsite location. Tell how to treat for exposure to them.
- 4c. Tell what you can do while on a campout or other outdoor activity to prevent or reduce the occurrence of injuries or exposure listed in Tenderfoot requirements 4a and 4b.

- 4d. Assemble a personal first-aid kit to carry with you on future campouts and hikes. Tell how each item in the kit would be used.
- 5a. Explain the importance of the buddy system as it relates to your personal safety on outings and in your neighborhood. Use the buddy system while on a troop or patrol outing.
- 5b. Describe what to do if you become lost on a hike or campout.
- 5c. Explain the rules of safe hiking, both on the highway and cross-country, during the day and at night.

SECOND CLASS

- 2f. Demonstrate tying the sheet bend knot. Describe a situation in which you would use this knot.
- 2g. Demonstrate tying the bowline knot. Describe a situation in which you would use this knot.
- 3a. Demonstrate how a compass works and how to orient a map. Use a map to point out and tell the meaning of five map symbols.
- 3c. Describe some hazards or injuries that you might encounter on your hike and what you can do to help prevent them.
- 3d. Demonstrate how to find directions during the day and at night without using a compass or an electronic device.
- 4. Identify or show evidence of at least 10 kinds of wild animals (such as birds, mammals, reptiles, fish, or mollusks) found in your local area or camping location. You may show evidence by tracks, signs, or photographs you have taken.
- 6a. Demonstrate first aid for the following:
 - Object in the eye
 - Bite of a warm-blooded animal
 - Puncture wounds from a splinter, nail, and fishhook
 - Serious burns (partial thickness, or second-degree)
 - Heat exhaustion
 - Shock
 - Heatstroke, dehydration, hypothermia, and hyperventilation
- 6b. Show what to do for “hurry” cases of stopped breathing, stroke, severe bleeding, and ingested poisoning.
- 6c. Tell what you can do while on a campout or hike to prevent or reduce the occurrence of the injuries listed in Second Class requirements 6a and 6b.

- 6d. Explain what to do in case of accidents that require emergency response in the home and backcountry. Explain what constitutes an emergency and what information you will need to provide to a responder.
- 6e. Tell how you should respond if you come upon the scene of a vehicular accident.

FIRST CLASS

- 3a. Discuss when you should and should not use lashings.
- 3b. Demonstrate tying the timber hitch and clove hitch.
- 3c. Demonstrate tying the square, shear, and diagonal lashings by joining two or more poles or staves together.
- 3d. Use lashings to make a useful camp gadget or structure.
- 4a. Using a map and compass, complete an orienteering course that covers at least one mile and requires measuring the height and/ or width of designated items (tree, tower, canyon, ditch, etc.).
- 4b. Demonstrate how to use a handheld GPS unit, GPS app on a smart phone, or other electronic navigation system. Use GPS to find your current location, a destination of your choice, and the route you will take to get there. Follow that route to arrive at your destination.
- 5a. Identify or show evidence of at least 10 kinds of native plants found in your local area or campsite location. You may show evidence by identifying fallen leaves or fallen fruit that you find in the field, or as part of a collection you have made, or by photographs you have taken.
- 5b. Identify two ways to obtain a weather forecast for an upcoming activity. Explain why weather forecasts are important when planning for an event.
- 5c. Describe at least three natural indicators of impending hazardous weather, the potential dangerous events that might result from such weather conditions, and the appropriate actions to take.
- 5d. Describe extreme weather conditions you might encounter in the outdoors in your local geographic area. Discuss how you would determine ahead of time the potential risk of these types of weather dangers, alternative-planning considerations to avoid such risks, and how you would prepare for and respond to those weather conditions.
- 7a. Demonstrate bandages for a sprained ankle and for injuries on the head, the upper arm, and the collarbone.
- 7b. By yourself and with a partner, show how to:
 - Transport a person from a smoke-filled room
 - Transport for at least 25 yards a person with a sprained ankle.
- 7c. Tell the five most common signals of a heart attack. Explain the steps (procedures) in cardiopulmonary resuscitation (CPR).

AGE-APPROPRIATE GUIDELINES FOR SCOUTING ACTIVITIES

Age- and rank-appropriate guidelines have been developed based on many factors. When planning activities outside of program materials or handbooks, ask this question: Is the activity appropriate for the age and for Scouting? Not every activity needs to be conducted.



(*Older Scouts BSA* are age 13 and have completed eighth grade or 14 years old and up.)



OUTDOOR SKILLS

Hunting							Venturers Only
Mountaineering/Scrambling/Cross-Country Travel							✓
Search and Rescue Missions							✓
Search and Rescue Practice						✓	✓
Fueled Devices (Stoves and lanterns)						✓	✓
Hiking—Multiple Day						✓	✓
Mountain Boards						✓	✓
Orienteering						✓	✓
Wilderness Survival Training					Castaway Elective	✓	✓
Camporees					Day Visit Only	✓	✓
Fire Building					✓	✓	✓
Pioneering					✓	✓	✓
Cooking Outdoors					Bear Necessities Requirement	✓	✓
Horseback Riding					✓	✓	✓
Map and Compass			Map Only		✓	✓	✓
Pioneering Towers (Check requirements for height restrictions.)					Council/District Events Only	✓	✓
Rope Bridges (Check requirements for height restrictions.)					Council/District Events Only	✓	✓
Conservation Projects	✓	✓	✓		✓	✓	✓
Fishing	✓	✓	✓		✓	✓	✓
Hiking—Day	✓	✓	✓		✓	✓	✓



TOOLS (See handbook requirements, merit badge pamphlets, and Age Guidelines for Tool Use, No. 680-028, for additional limits.)

Power Tools—Chain Saws, Log Splitters, Wood Chippers, Power Saws					Adult Use Only		
Power Tools							See Age Guidelines for Tool Use
Axes						✓	✓
Bow Saws					✓	✓	✓
Pocketknife					✓	✓	✓
Hand Tools	✓	✓	✓		✓	✓	✓



TREKKING (See Trek Safety, 430-125.)

Horse Treks							✓
Backpacking—Overnight, Backcountry						✓	✓
Bike Treks—Multiple Overnights						✓	✓
Ski Touring—Multiple Days and Nights Carrying Gear						✓	✓
Day Hikes	✓	✓	✓		✓	✓	✓



SHOOTING (See shooting sports guides at www.scouting.org. Note: Shooting at each other is prohibited.)

Centerfire/Large-Bore Rifles							Venturers and Sea Scouts
Pistols							Venturers and Sea Scouts
Pistol Safety and Marksmanship Programs							Council-Run Program
Specialty Programs—Cowboy Action Shooting							✓
.22 Rifle						✓	✓
Archery—Field						✓	✓
Muzzleloaders						✓	✓
Shotguns						✓	✓
Specialty Programs—Airsoft						✓	✓
Specialty Programs—Chalkball						✓	✓
Air Rifle (pellet guns)					Webelos Resident Camp Only	✓	✓
BB Guns					Council/District Outdoor Programs Only	✓	✓
Archery—Target, Action (moving targets)					Council/District Outdoor Programs Only	✓	✓
Slingshots/Wrist Rockets					Council/District Outdoor Programs Only	✓	✓
Catapults/Trebuchets					Projectiles must be soft and small (no larger than a tennis ball).		✓

AGE-APPROPRIATE GUIDELINES FOR SCOUTING ACTIVITIES

Age- and rank-appropriate guidelines have been developed based on many factors. When planning activities outside of program materials or handbooks, ask this question: Is the activity appropriate for the age and for Scouting? Not every activity needs to be conducted.



LIONS
(WITH ADULT PARTNER)



TIGERS
(WITH ADULT PARTNER)



WOLF/BEAR
SCOUTS



WEBELOS
SCOUTS



SCOUTS BSA



OLDER SCOUTS BSA,
SEA SCOUTS,
VENTURERS

(*Older Scouts BSA* are age 13 and have completed eighth grade or 14 years old and up.)



VEHICLES

Driving	Drivers must be currently licensed and at least 18 years of age.					
Snowmobiles						Venturers Only
All-Terrain Vehicles (ATV)						Approved Council Use Only; No Unit Use
Personal Watercraft (PWC)						Approved Council Use Only; No Unit Use
BMX Biking			✓	✓	✓	✓
Mountain Biking			✓	✓	✓	✓
Bike—Day Trip	✓	✓	✓	✓	✓	✓



COPE AND CLIMBING (See Climb on Safely training and Belay On, No. 430-500.)

Caving (other than simple novice activities)						✓
Lead Climbing						✓
Snow and Ice Climbing						✓
Belaying					✓	✓
Rock Climbing					✓	✓
Amusements—Aerial Adventure Parks					✓	✓
Amusements—Canopy Tours					✓	✓
Amusements—Zip Lines					✓	✓
Rappelling				✓	✓	✓
COPE	Age-Appropriate Initiative Games				✓	✓
Bouldering	✓	✓	✓	✓	✓	✓
Climbing (age-appropriate man-made facility)	✓	✓	✓	✓	✓	✓



AQUATICS (See handbooks, Safe Swim Defense, and Safety Afloat for restrictions based on skills, such as swimming ability, rather than age.)

Aerial Towed Activities (kitesurfing, parasails)	Not Authorized					
Cliff Jumping, High Dives	Not Authorized					
Triathlon: Swim Races in Open Water						Sanctioned Events
Paddle Sports: Youth Operated on Class III or Above Whitewater						✓
Personal Water Craft (PWC)						Approved Council Programs Only
Paddle Sports: Whitewater With Professional Guide on Board					✓	✓
Paddle Sports: Youth Operated on Class I or II Whitewater					✓	✓
Motorboats: Youth Operated (check state regulations)					✓	✓
Overnight Cruise on Live-Aboard Vessel					✓	✓
Sailboats and Sailboards: Youth Operated					✓	✓
Snorkeling in Open Water					✓	✓
Scuba (See www.scouting.org/health-and-safety/gss/gss02/#h .)					✓	✓
Surfing					✓	✓
Towed Activities (waterskiing, knee boarding, floats)					✓	✓
Tubing (floating in gently flowing water)			✓	✓	✓	✓
Paddle Sports: Youth Operated on Calm or Gently Flowing Water	Passengers Only		Paddle Sports Include Canoes, Kayaks, Pedal Boats, Rafts, Rowboats, SUP			
Commercial Marine Transport (ferries, excursion ships)	✓	✓	✓	✓	✓	✓
Day Rides on Large Private Craft With Trained Adult Operator	✓	✓	✓	✓	✓	✓
Swimming	✓	✓	✓	✓	✓	✓
Snorkeling in Confined Water	✓	✓	✓	✓	✓	✓
Water Parks, Slides, and Floating Attractions	Appropriate Age Varies by Feature					



AIRCRAFT (Complete and follow Flying Plan Checklist, No. 680-672.)

Soaring (Orientation flights only)			✓	✓	✓	✓
Hot-Air Balloons (See Tether Guidelines and FAQs at www.scouting.org .)	✓	✓	✓	✓	✓	✓
Orientation Flight	✓	✓	✓	✓	✓	✓