

ADVENTURE WEEKEND 2017

**With the
San Bernardino County Sheriff's Rodeo**



LEADER'S MANUAL

**California Inland Empire Council, BSA
GLEN HELEN REGIONAL PARK
Devore, CA**

SEPTEMBER 22-24, 2017

WELCOME

The 2017 Adventure Weekend planning committee has been working hard to create a unique event for the Scouts of the California Inland Empire Council. We are excited to have you join us at this event. Information in this guide will help Staff, Scouts and Scouters have a successful experience at this event. Adventure Weekend will host 1000+ Scouts and Adults for a fun filled 1½ days. Scouts will come from all over the Inland Empire to participate in this Scouting Experience.

General Information

Location: Glen Helen Regional Park, 2555 Glen Helen Pkwy, San Bernardino, CA 92407.

Arrival and Departure: Friday, September 22, 4:00 PM to Sunday, September 24, by 10:00 AM.

Check in Starts at 4:00

ALL CAMPSITES WILL BE ASSIGNED BY UNIT REGISTRATION DATES

All youth who register before July 14, 2017 will get an Adventure Weekend T-Shirt included with their registration! All other shirts will need to be purchased by August 29, 2017. Please see flyer for more information.

Registration—No On-Site Registration for overnight Camping – Day Only

Check In, Check Out, First Aid, lost and found, communication equipment for contacting medical personnel, security, and main headquarters are located at Meadowlark, the camp headquarters.

Leader Meeting

Sub-camps will hold a Leader's Meeting Cracker Barrel Friday evening at Meadowlark headquarters where staff will disseminate information for the weekend's events and answer questions.

Cub Scouts 1 adult Leader and the Den Leader per Pack,

Boy Scouts, Venture Crews, and Girl Scouts 1 adult Leader and the SPL(youth Leader) per Troop

A full event schedule will be handed out at leader meeting.

Questions

Registration questions, please email haley.gibson@scouting.org or contact her at the Council's Volunteer Service Department at 909-793-2463 Ext. 130.

If you have any onsite registration issues, contact Anastasia (909)821-0291 or at AnastasiaLeveck@Gmail.com

If you wish to contact the 2017 Adventure Weekend Chairperson Carolyn Stanley, please email auntielope121@gmail.com

DO NOT CALL GLEN HELEN REGIONAL PARK, THE PAVILLION, OR THE SAN BERNARDINO COUNTY SHERIFF'S OFFICE, THEY WILL NOT BE ABLE TO HELP YOU WITH ANY ADVENTURE WEEKEND INFORMATION.

Checklist for Check-In

Have documents out and ready to present when arriving at Check In station. Please keep in mind Check in is part of the Unit Competitions.

- Units Roster (2 Copies)
- Swim Level Certification Roster
- Youth—signed parent permission form Climbing/Rappelling Activities
- Each participant under 18 (including Siblings)—Consent/Hold Harmless/Release of Liability
- Health & Medical Record each participant under 18 (including Siblings)—
- A copy of BSA Guide To Safe Scouting

Arrival, and Camping

Follow the directions that you receive a couple of weeks before the event. Each unit will send a leader to Meadowlark, the camp headquarters to register and get assigned camping location. The unit will drop equipment at their area and immediately move vehicles to the assigned parking area.

Units are encouraged to bring trailers or vehicles with gear to Glen Helen as early as 4:00 PM Friday afternoon. This will help speed up arrival for passenger-only vehicles later in the day.

Cooperate with 2017 Adventure Weekend volunteers while moving around the park. Safety is the highest priority during the event. Vehicles may only park in designated areas and should not be moved again until departure.

Only pre-approved vehicles may be driven in the immediate program areas. Remember, NO parking at campsites – all vehicles must be moved to a designated parking area. Please contact the council for accommodation of disabilities or other special needs.

Parking

Remember, NO parking at campsites – all vehicles must be moved to designated parking areas – unit is given 60 minutes to unload by campsite. Staff will be coming around to make sure vehicles are moved. Vehicles not moved are subject to citation and/or towing by the San Bernardino County Sheriff's Department. Access roads are considered fire lanes.

EVENT INFORMATION

Adventure Zones

These areas feature hands-on activities for all scouts. Keep checking the Adventure Weekend 2017 website for updates for more things to do here this year.

Community Showcase

Community organizations that support the Scouting program will have booths in this area. Keep checking the 2017 Adventure Weekend website for updates on which organizations will be there this year.

Two deep leadership

The Guide to Safe Scouting requires a minimum of 2 adult leaders with each unit during any activity. One adult must be registered and over 21 years old; the second must be 18 years or older. The chartered organization is responsible for ensuring that sufficient leadership is provided for all activities. Youth Protection training must be current.

Competitions

Each sub-camp will have a campsite competition with first, second, and third place awards. Interested units should set up their campsite in full by 10:00 am Saturday. Judging criteria is at end of this document. Judging will begin Saturday after the opening ceremonies and awards will be presented during the closing campfires.

Trash

All units are expected to keep their campsites clean. Each unit is required to bring their own trash bags and dispose of any garbage in the dumpster regularly. Frequent trash removal will help to avoid unwanted insects, animals and other unwanted visitors.

Meals

Plan basic menus so food preparation does not consume activities. Vendors with burgers, hot dogs, snacks, will be stationed around the Midway area and Meadowlark HQ Saturday from 9:00 am to 4:00 pm only. Plan to bring food for all other meals and snacks as needed.

Water

Each unit is expected to bring sufficient water for drinking, cooking, and cleaning—a minimum of one gallon/person/day is recommended. Designated water supply areas are very limited and may be a distance from the sub-camp. Bringing large containers to carry water and wagons or hand trucks to transport them is recommended.

Fires

The 2017 Adventure Weekend mandates no open fires. Use propane stoves or burners for cooking. Charcoal for Dutch Oven cooking is allowed.

Fabulous Pancake Breakfast

Saturday the 17th from 7:00am – 9:00am, the Pancake Breakfast Fundraiser will take place at the Meadowlark Pavilion. The cost is \$5.00 per person and includes sausage, coffee, juice and all the pancakes you can eat!!! Proceeds benefit your Cahuilla Lodge Order of the Arrow.

Delicious Dinner

Saturday Dinner 4:00PM to 6:00 PM Hot Dog and Hamburger Meals will be available for \$5.00 Proceeds benefit your Cahuilla Lodge Order of the Arrow.

Closing Campfires

On Saturday evening, units will mobilize near their sub-camp and begin their march to their campfire. Units should plan to walk together as a unit. A special light or flag is useful for keeping the unit together, especially after dark. Scouts and Scouters will sit on the grass for the entire show. A blanket or ground cloth will be useful to mark and cushion your area. No chairs for youth are allowed at the show. Performances that excite and inspire will be featured on the stage, as well as award ceremonies for campsite judging and other competitions.

Trading Post

Scout Shop will have hats, flashlights, pens, and other items - on site location will have a limited supply of items. **SATURDAY ONLY!**

Tents /Gear

Self-standing tents are recommended. Small stakes are permitted, nothing longer than 1 foot. Safety caps on stakes and flagging on guide lines are strongly encouraged. Tents must be close together. Bring your Unit flag, Stand, Gateway and Banner.

The Rodeo

All Scouts and Scouters are invited to attend the “Slack” rodeo qualifications free of charge on Saturday morning from 9am – 11:00am.

No one will be permitted in the viewing area without a wristband. For all other shows, tickets are available for purchase through the San Bernardino County Sheriff ‘s Department.

Activities

The following BSA activities will take place Saturday from 9:00am – 5:00pm Units will be assigned a scheduled time for their assigned activity. BB Gun Shooting, Tomahawks and /or Archery are for **Registered BSA Scouts ONLY**. You are not guaranteed to get to participate in each activity, activity slots will be assigned by registration date and unit size. All activities are subject to availability and may be cancelled at any time. No Siblings may participate in the above activities.

OA Island

OA Island offers Cubs and Scouts, and parents and siblings alike, the opportunity to learn more about Native American culture. Come into our Teepee to learn about regalia and other interesting accoutrements, and sit inside to hear stories of old by our Arrowmen. Ms. Yaya will be there, under the shade of the mighty pine trees, to tell you how they lived, dressed, ate and hunted. Drumming lessons will be heard clear across the lake. The bead craft table will be busy with bear claws and bone bead stringing. The game of Lacrosse is always a favorite, Scouts and sticks, what could be better! Come out and have a good time.

OA Ceremony Drumming & Dancing Demonstration will be at 11:00 AM and 2:00 PM

Training

Scoutmaster Specific Training and BALOO training will be offered during the day Saturday. Please be at the training central booth at 9:00 to participate. You will be able to break for lunch with your unit.

BALOO will be from 9:00 AM to 4:00 PM and SM Specific from 9:00 -4:00 with a break from 11:00 -1:30.

Items Not Allowed

**SMOKING WILL NOT BE PERMITTED AT THIS EVENT.
ALCOHOL IS NOT ALLOWED ON THE PREMISIS AT ANY TIME.
PETS ARE NOT PERMITTED ON-SITE**

Please do not bring pets, electronic games, weapons, tobacco, sheath knives, firearms or ammunition, alcohol, drugs, radios, unregistered participants, valuable items, laser pointers or electronic music devices. “Walkie-talkies” are not allowed, as they interfere with the radio systems used during the event by the Sheriff’s Department.

Uniforms

The Adventure Weekend 2017 staff encourages Scouts and Scouters to wear their Adventure Weekend T-Shirts or Scout uniforms. We encourage you to wear the uniform shirt and shorts or pants to the opening ceremony, and the pack/troop/crew activity uniform during the day. We ask that all participants wear the 2017 Adventure Weekend t-shirt to the closing campfire.

Expectations

1. All Scouts and Leaders are expected to follow the Oath and Law.
2. If a scout or their leader violate curfew, are caught without adult leadership or cause problems requiring Discipline the unit may be escorted off the premises by the San Bernardino County Sheriff’s Department.
3. All concerns are to be reported to the BSA Headquarters Area at the park.

Checkout

Saturday evening checkout must be arranged with the BSA Headquarters Staff.

Sunday check out will be between the hours of 8:30am – 10:00am.

When checking out, units send a leader to the camp headquarters. Camp staff will check the unit’s campsites to ensure that “Leave No Trace” conditions have been met.

Once campsite conditions are approved, camp staff will issue 2017 Adventure Weekend patches to the unit leader.

ADVENTURE WEEKEND SCHEDULE 2017

FRIDAY

4:00-10:00PM	Check In- Units may enter park and set up camp in assigned areas
8:00-9:30PM	Cub Scout Movie "Boss Baby"
7:00-10:00PM	Boy Scouts/Girl Scouts: Glow in the Dark Volleyball & Bowling Pool
8:30PM	Cub Scout Leaders Meeting @ Meadow Lark HQ
9:00PM	Boy Scout/Girl Scout Leaders Meeting- Scoutmaster/Leader and SPL @ Meadow Lark HQ
10:00PM	Lights Out

SATURDAY

6:30AM	Reveille
7:00AM-9:00AM	OA Pancake Breakfast @ Meadow Lark HQ
8:00AM	Opening Ceremony- Bring your unit flag
9:00-11:00AM	SLACK Event-ALL Scouts: See the Rodeo behind the scenes- meet @ Meadow Lark HQ
9:00-4:00PM	Food Vendors
9:00-4:00PM	BALOO TRAINING -Will break for lunch with your unit
9:00-4:00PM	Scoutmaster Specific Training -Break for Lunch with your unit 11:00-1:30
9:00-4:30PM	Midway open
9:00-12:00PM	ALL Program Areas OPEN
11:00-12:00PM	Ultimate Scout ONLY (closed event) at Canoes
11:00AM	OA Ceremony Drumming & Dancing Demonstration @OA Island
12:00-1:30PM	LUNCH
2:00PM	OA Ceremony Drumming & Dancing Demonstration @OA Island
1:30-5:00PM	ALL Program Areas OPEN
4:00-5:00PM	Ultimate Scout ONLY (closed event) at Mountain Bikes
4:00-6:00PM	OA DINNER- Hamburgers & Hot Dogs @ Meadow Lark HQ
6:45PM	Cub Scout Closing Campfire @ Meadow Lark HQ
8:30PM	Boy Scout Closing Campfire @ Meadow Lark HQ
9:00PM	Early Check out for Units leaving Saturday night
10:30PM	Lights Out

SUNDAY

7:00AM-8:30AM	Reveille, breakfast, camp pack up/clean up
8:30 AM	Scouts Own Sunday Morning Worship @ Meadow Lark HQ
8:30-10:00AM	Campsite Inspections for Check Out
10:00AM	ALL UNITS SHOULD BE CHECKED OUT

Adventure Weekend 2017 Unit Roster

Unit Leader	Ph#
<input type="checkbox"/> Overnight <input type="checkbox"/> Day Only	Alt #
District	<input type="checkbox"/> Pack <input type="checkbox"/> Troop <input type="checkbox"/> Girl Scout Troop <input type="checkbox"/> Crew
Unit#	

Bring 2 Copies (PLEASE INCLUDE ALL ADULTS, SCOUTS & YOUTH)

#	ADULTS	#	YOUTH	Status
1		1		<input type="checkbox"/> Cub Scout <input type="checkbox"/> Boy Scout <input type="checkbox"/> Girl Scout <input type="checkbox"/> Crew <input type="checkbox"/> Sibling
2		2		<input type="checkbox"/> Cub Scout <input type="checkbox"/> Boy Scout <input type="checkbox"/> Girl Scout <input type="checkbox"/> Crew <input type="checkbox"/> Sibling
3		3		<input type="checkbox"/> Cub Scout <input type="checkbox"/> Boy Scout <input type="checkbox"/> Girl Scout <input type="checkbox"/> Crew <input type="checkbox"/> Sibling
4		4		<input type="checkbox"/> Cub Scout <input type="checkbox"/> Boy Scout <input type="checkbox"/> Girl Scout <input type="checkbox"/> Crew <input type="checkbox"/> Sibling
5		5		<input type="checkbox"/> Cub Scout <input type="checkbox"/> Boy Scout <input type="checkbox"/> Girl Scout <input type="checkbox"/> Crew <input type="checkbox"/> Sibling
6		6		<input type="checkbox"/> Cub Scout <input type="checkbox"/> Boy Scout <input type="checkbox"/> Girl Scout <input type="checkbox"/> Crew <input type="checkbox"/> Sibling
7		7		<input type="checkbox"/> Cub Scout <input type="checkbox"/> Boy Scout <input type="checkbox"/> Girl Scout <input type="checkbox"/> Crew <input type="checkbox"/> Sibling
8		8		<input type="checkbox"/> Cub Scout <input type="checkbox"/> Boy Scout <input type="checkbox"/> Girl Scout <input type="checkbox"/> Crew <input type="checkbox"/> Sibling
9		9		<input type="checkbox"/> Cub Scout <input type="checkbox"/> Boy Scout <input type="checkbox"/> Girl Scout <input type="checkbox"/> Crew <input type="checkbox"/> Sibling
10		10		<input type="checkbox"/> Cub Scout <input type="checkbox"/> Boy Scout <input type="checkbox"/> Girl Scout <input type="checkbox"/> Crew <input type="checkbox"/> Sibling
11		11		<input type="checkbox"/> Cub Scout <input type="checkbox"/> Boy Scout <input type="checkbox"/> Girl Scout <input type="checkbox"/> Crew <input type="checkbox"/> Sibling
12		12		<input type="checkbox"/> Cub Scout <input type="checkbox"/> Boy Scout <input type="checkbox"/> Girl Scout <input type="checkbox"/> Crew <input type="checkbox"/> Sibling
13		13		<input type="checkbox"/> Cub Scout <input type="checkbox"/> Boy Scout <input type="checkbox"/> Girl Scout <input type="checkbox"/> Crew <input type="checkbox"/> Sibling
14		14		<input type="checkbox"/> Cub Scout <input type="checkbox"/> Boy Scout <input type="checkbox"/> Girl Scout <input type="checkbox"/> Crew <input type="checkbox"/> Sibling
15		15		<input type="checkbox"/> Cub Scout <input type="checkbox"/> Boy Scout <input type="checkbox"/> Girl Scout <input type="checkbox"/> Crew <input type="checkbox"/> Sibling

Adventure Weekend 2017 Swim Level Certification Form

To participate in any canoeing activity a Swim Level Certification Form must be completed for all Youth within each Unit and submitted at the Canoeing Venue prior to participation. Additional information for Swimming Classification can be found in the Guide to Safe Scouting Handbook. Certification is for safety information and does not prevent youth from participating.

Unit Leader (Print)

Unit Leader Signature

District

Pack Troop Girl Scout Troop Crew

Unit#

Certified Swim Level - Please Indicate Level (X)

	Unit Roster for Youth Participants <small>Certification is for safety information and does not prevent youth from participating.</small>	Beginner	Swimmer	Non-Swimmer
1				
2				
3				
4				
5				
6				
7				
8				
9				
10				
11				
12				
13				
14				
15				

PARENT/GUARDIAN CONSENT FORM FOR PARTICIPATION IN A COUNCIL-OPERATED CAMP OR ACTIVITY

I hereby give permission for full participation in a Council-operated camp or activity, subject to limitations noted
This authorization shall remain effective until replaced or revoked in writing

ADVENTURE WEEKEND From : 09/22/2017 To: 09/24/2017

Full Name of Participant	Birthdate (month/date/year)
Address	City,
	State, Zip
Medications/Restrictions/Special Considerations (if any):	
Insurance Company	Policy Number
Physician's Name	Phone Number

HOLD HARMLESS AGREEMENT

I understand that participation in the activity involved a certain degree of risk. I have carefully considered the risk involved and have given consent for my child to participate in the activity. I understand that participation in the activity is entirely voluntary and requires participants to abide by applicable rules and standards of conduct. I release the Boy Scouts of America, the local council, the activity coordinators, and all employees, volunteers, related parties, or other organizations associated with the activity for any and all claims or liability arising out of this participation.

MEDICAL TREATMENT RELEASE

(Yes) (No) In case of emergency involving my child, I understand every effort will be made to contact me. In the event I cannot be reached, I hereby give my permission to the medical provider selected by the adult leader in charge to secure proper treatment, including hospitalization, anesthesia, surgery, or injections of medications for my child. Medical providers are authorized to disclose to the adult in charge examination findings, test results, and treatment provided for purposes of medical evaluation of the participant, follow-up and communication with the participant's parents or guardian, and/or determination of the participant's ability to continue in the program activities.

SHOOTING SPORTS RELEASE

(Yes) (No) S. 12552 Furnishing Firearms to Minors under 18 without permission of parent --- Every person who furnishes any firearm, air gun, or gas-operated gun, designed to fire a bullet, or metal projectile, to any minor under the age of 18 years, without an express or implied permission of the parent or legal guardian of the minor is guilty of a misdemeanor. By circling yes or no to this item and signing below we are granting/not granting permission.

TALENT RELEASE

(Yes) (No) I hereby assign and grant to the California Inland Empire Council the right and permission to use and publish the photographs/film/video tapes/electronic representations and/or sound recordings made by the California Inland Empire Council and I hereby release the California Inland Empire Council from any and all liability from such use and publication.

(Yes) (No) I hereby authorize the reproduction, sale, copyright, exhibit, broadcast, electronic storage and/or distribution of said photographs/film/video tapes/electronic representations and/or sound recordings without limitation at the discretion of the California Inland Empire Council and I specifically waive any right to any compensation I may for any of the foregoing.

Restrictions

BE SURE TO CIRCLE YES OR NO ON EACH LINE

EMERGENCY CONTACT INFORMATION AND SIGNATURES

Father/Guardian Signature		Date	
Home/Business Phone		Cell Phone	
Mother/Guardian Signature		Date	
Home/Business Phone		Cell Phone	
District	<input type="checkbox"/> Pack <input type="checkbox"/> Troop <input type="checkbox"/> Girl Scout Troop <input type="checkbox"/> Crew		Unit#

**PARENTAL INFORMED CONSENT
AGREEMENT FOR CLIMBING/RAPPELLING ACTIVITIES**

I understand that participation in the climbing/rappelling activity offered through the California Inland Empire Council, BSA, on 09/22/2017—09/24/2017, involves a certain degree of risk that could result in injury or death. In consideration of the benefits to be derived and after carefully considering the risk involved, and in view of. The fact that the Boy Scouts of America is an organization in which membership is voluntary, and having full confidence that precautions will be taken to ensure the safety and well-being of my (son/daughter),

I have given _____ (Name)(My son/daughter) my consent to participate in CLIMBING/RAPPELLING ACTIVITIES on 09/22/2017—09/24/2017 .

I certify that this participant can meet the health and physical fitness requirement of the trip or activity.

In the event of illness or injury occurring to my (son/daughter) while involved in this trip or activity, I consent to X-ray examination, anesthesia, and/or medical or surgical diagnostic procedures or treatment considered necessary in the best judgment of the attending physician and performed by or under the supervision of a member of the medical staff of the hospital furnishing medical services. It is understood that in the event of a serious illness or injury, reasonable efforts to reach me will be made.

(This form must have the signatures of both parents/guardians.)

Signature

Signature

Telephone Number

Telephone Number

_____/_____/_____
Date

_____/_____/_____
Date

District	<input type="checkbox"/> Pack <input type="checkbox"/> Troop <input type="checkbox"/> Girl Scout Troop <input type="checkbox"/> Crew	Unit#
----------	--	-------

2017 Adventure Weekend

CUB SCOUT Camp Site Criteria

This is not the actual Inspection Form but a guideline

Pack#	District		
PACK SPIRT & DESIGNATION		OVERALL SAFETY & ORGANIZATION	
Pack Flag and US Flag		Overall Site Organized and Clean	
Flags Properly Displayed (in stand or lashed to something)		Tents in organized fashion, but not open	
Cub Spirit & FUN Campsite has cohesive look		Site with no trash or other tripping hazards	
FIRST AID KIT AVAILABLE		COOKING AREA	
Any First Aid Kit		Duty roster/menu	
First Aid Kit visible		Clear wash station	
First Aid Kit is not a personal kit		Food Properly Stored	
		Area clean and orderly- no visible trash	
FIRE SAFETY		ADMINISTRATION & CHECK IN	
Fire Guard Posted and Chart signed by leader		All Permission Slips Forms Signed and ready at check in.	
		Guide To Safe Scouting	
		.Unit Roster Complete 2 Copies & Swim Roster Complete 2 Copies.	
		Health and Medical Records	

2017 Adventure Weekend

Boy Scout /Crew /Girl Scout Camp Site Inspection Criteria

Unit Number	District
Unit Identity	Tents
Flags Displayed Properly	Youth and Adults quarters separate
American Flag	
Troop Flag	
	tents arranged in orderly fashion
Gateway	
Camp Site Has Designated Entrance	
Entrance has normal door walking clearance	
Safely Assembled Pioneering projects	
Gateway - creativity	Cooking Areas
	Area clean and orderly-no visible trash
	Food Properly stored
	Duty Roster / Menu
First Aid	Fire Suppression
Any First Aid Kit	
First Aid Kit visible	
First Aid Kit is not a personal kit	
	Fire Guard Chart posted signed

UNIT FIREGUARD CHART

Fill out and post this chart on your campsite bulletin board.

Troop _____ Troop fire warden _____
 Camp _____ Troop campsite _____
 Dates _____



We will prevent fires by breaking matches in two after using.



Putting fires COLD OUT with water.



Feeling with fingers to test heat.

FLAMMABILITY WARNING CAMPING SAFETY RULES

NO TENT MATERIAL IS FIREPROOF, AND IT CAN BURN WHEN EXPOSED TO HEAT OR FIRE. FOLLOW THESE RULES:

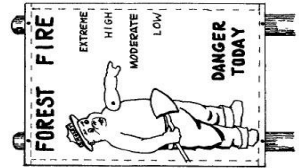

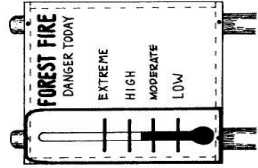
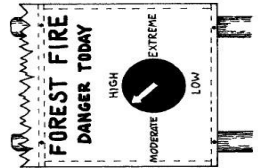
- Only flashlights and battery-powered lanterns are permitted in tents. **NO FLAMES IN TENTS** is a rule which must be enforced.
- Chemical-fueled stoves, heaters, lanterns, lighted candles, matches, or other flame sources should **never** be used in or near tents.
- Do not pitch tents near open fire.
- Do not use flammable chemicals near tents: charcoal lighter, spray cans of paint, or bug killer and repellent.
- Be careful when using electricity and lighting in tents.
- Always extinguish cooking and campfires properly.
- Obey all fire laws, ordinances, and regulations.
- Keep campers informed on a daily basis of your camp's fire danger.



Clearing all burnable material 4 to 6 feet away from the fires or as required by local law.

In the case of Cub Scouts, they should immediately seek adult help, sound the alarm by yelling, "Fire!" and stay away from attempting to fight any camp fire, if adult help is not readily available, the Cub Scout should continue to sound the alarm, send a runner for help, and/or dial the camp office or 911.

VARIOUS TYPES OF FIRE DANGER SIGNS IN CAMP



Unit Campsite Fire Prevention Assignments		Equipment Checked
First Day _____	Date _____ Patrol _____	_____
_____	Fire Warden _____	_____
Second Day _____	Date _____ Patrol _____	_____
_____	Fire Warden _____	_____
Third Day _____	Date _____ Patrol _____	_____
_____	Fire Warden _____	_____
Fourth Day _____	Date _____ Patrol _____	_____
_____	Fire Warden _____	_____
Fifth Day _____	Date _____ Patrol _____	_____
_____	Fire Warden _____	_____
Sixth Day _____	Date _____ Patrol _____	_____
_____	Fire Warden _____	_____
Seventh Day _____	Date _____ Patrol _____	_____
_____	Fire Warden _____	_____



SOUND ALARM



DROP TENTS (CANVAS ONLY) IF NECESSARY AND SAFE TO DO SO

IN CASE OF FIRE

REPORTING AND ASSEMBLY INSTRUCTIONS

At some camps local changes are made in these suggested procedures. All exceptions, however, should be made on the recommendation and with the approval of local fire authorities.

IN A UNIT CAMPSITE

1. Sound the alarm by yelling "Fire!" and then notify the first adult you see, then report to a camp officer or the camp fire warden.
2. Extinguish a fire only if it can be done quickly and easily.
3. When the central alarm is sounded to warn the camp, quickly mobilize in your unit. Move to your preassigned point immediately and await directions.
4. A runner reports to the camp office for instructions from the camp fire warden.
5. In the event of a tent fire, you can douse it with water or sand, or simply stand back and let professionals fight the fire.

OUTSIDE UNIT CAMPSITE

1. If you discover a fire anywhere in camp, report immediately to the camp office so the alarm may be sounded and fire authorities notified.
2. Camp fire warden sounds the central alarm, and your unit follows steps 3 and 4 above.
3. **Remember:** Campers should not be directly involved in the fire fighting process except for fires that can be quickly and easily extinguished.

In case of a fire in our campsites, we will notify _____ Camp fire warden and follow the instructions of our unit fire warden.