



2019 Mount Rubidoux Cuboree
April 12,13,14
Lake Perris State Recreation Area
Welcome Scouts Of The Roundtable

Dear Fellow Scouters,

It is our pleasure to present to you the 2019 camp guide for the Mt. Rubidoux District Cuboree. We thank all the people involved, from Council, District, the community, and the units themselves for their support and help.

We are trying to innovate each Cuboree to continue to capture the attention of our youth and help celebrate our shared scouting skills and values. Thank you to the Scouts for your continued attendance, and for your great spirit. We thank the adults, who spend their time making sure our youth are able to attend, with the proper scouting skills, while teaching them true scouting morals and values.

The Youth Scouts are again in charge of the program and we ask for your understanding and patience they will do their best and yet there is always hiccups, please remember your scout oath and law and be Kind, friendly, Courteous, Respectful to all staff and scouts!

Please, we need your feedback, we need your ideas for future Cuborees, and yes, we will need your assistance to make them happen so please give us constructive feedback and be ready to volunteer next year to make it even better! We hope the experience is great for all involved and will be a memorable time.
Leadership,

Ryan S Carrigan, Cuboree Chair

Anastasia Leveck, District Chair

Kevin Neuer Cuboree Program Chair

General Rules

These rules are the general framework around which this Cuboree will be operated. The Scout Oath, Law, and Outdoor Code are the guides for ALL behavior at this Cuboree. Units or individuals who do not conform to this spirit will be asked to leave the Cuboree Remember to carpool as best you can we do not need to fill the entire parking lot. No dogs, No visitors (unpaid registrants), and No alcohol.

Safety and fire prevention are the responsibility of everyone at Cuboree. Have all necessary fire buckets and firefighting tools available in your respective campsites. Any unsafe or improper use of knives, axes, fire, parking, as well as any arguments or other issues will result in deduction of Unit points and/or removal from Cuboree. Understand that the purchase of, possession of, or consumption of any alcoholic beverages, illegal drugs, or firearms by a youth OR adult at Cuboree will not be permitted and will result in immediate dismissal from Cuboree. Additionally, as we will have mixed genders and units attending Cuboree, ANY racist and or sexist comments or un Scout-like attitudes/gestures toward other Scouts/Leaders will result in removal from the Cuboree site and can result in the removal of the entire unit. We are all Scouts – all genders and races – in one world!

Turn in a bundle of firewood at check-in on Friday night with your Pack number on it to earn extra points. (For planning purposes, we ask that you please inform us prior to Cuboree.)

Scouts should arrive and depart in full Class A uniform. The uniform is also required during Flags and the Sunday assembly. Scouts should dress appropriately for the Saturday events according to the weather and activity. All Scouts and leaders can be in Class B after flags on Saturday during competitions, and class A at the Campfire. Dress appropriately, there is no lake access but like last year we may have fire explorers so getting wet is a possibility! Also, be aware we have limited parking so be prepared and do not ever drive on dirt or park on dirt unless asked to, NO CAMPING TRAILERS ALLOWED, only equipment trailers.

Participants with special needs should note that on their registration.

HEALTH AND SAFETY

Please be aware of local weather conditions and be prepared, have appropriate attire and gear. Always keep yourselves hydrated; all Scouts and Scouters should have a water bottle with fresh clean water. Each unit should have a troop first aid kit handy for minor situations. Any major injury or condition should be brought to the Staff attention immediately so we can assess the situation and respond accordingly. dens should have at least one set of 10 essentials when they compete.

Keep your distance from animals, even if they approach you. Be aware of the possibilities of snakes and other dangerous wildlife.

If a scout has medications and the scout needs to take those medications, please follow BSA policy regarding the medications. Be sure to have on hand all necessary and required forms for access by staff and leadership.

Getting There

We will have all 6 Group Sites this year. It is recommended to use the Moreno Beach entrance on the north side of the park for easiest access to our campsites. There is also a southern entrance off of Ramona Expressway, then signs will lead you to the campsites.

The Moreno Beach entrance is open 24 hours. The Ramona Expressway entrance closes at 10:00pm. Please go directly to Registration to check in with all your papers and then you will be allowed to go to a campsite. This year all units will be camping in the lower sections of the group camps as the upper area (normally for cubs) will be where program and competitions will be held.

You do not need a parking pass to gain access to the park. Parking passes will be handed out by Anastasia by registrations. Please remember to always limit the amount of vehicles that stay at the campsite.

Please also advise as soon as possible if your unit requires any accommodation regarding campsites. Several of the sites have facilities that are ADA compliant, so we should be able to accommodate any special needs that we know about in advance.

Check In

Units should not plan on arriving to Cuboree before 4:30 p.m. on Friday (unless prior approval and you will be required to assist staff in registration and parking).

Please go to the check-in table that will be set up, you should see Vicki Carrigan and Anastasia Leveck near the upper parking lot to submit all papers needed including the completed Roster for your Unit (form attached), completed permission slips for each Scout for Shooting Sports, and to get passes for each vehicle. **Scouts without permission slips will not be allowed to participate in Shooting Sports. Lions , Tigers ,Scouts BSA and all siblings will not participate in Archery due to time constraints**

Camp Sites

Welcome to this year's event at Lake Perris SRA group camping sites 1-6.

The group sites have permanent restroom facilities. Please note signs for each of these facilities, as we will have to modify male/female/youth stations to comply with the Youth Protection Rules. We will also have porta potties available. Units may cook within their campsites, but open flames & campfires are restricted to the permanent fire pits.

Keep your food in closed containers at all times; be sure to dispose of your trash in the appropriate container. Always stay on approved paths and campground areas. Do not let your scouts wander off with notifying leaders where they will be going. Use the buddy system at all times. Remember youth protection rules are for everyone's safety.

No fires outside of large group campsite rings and check with staff first. All food and meals are to be brought by the units themselves and all cooking equipment should be brought.

No animals will be allowed in campsites, no drinking of alcohol will be allowed; any violators will be dismissed from camp. No unauthorized visitors or stay overs allowed unless paid registration, if a unit brings more than has been paid, we will contact you.

All campsites will be dirt, which are relatively rock-free, but you should plan accordingly. We recommend sturdy tent stakes and a hammer or mallet. Longer, sturdier stakes can be purchased at Harbor Freight or your favorite camping supply store.

Campsite inspections will take place on Saturday (refer to schedule). There needs to be a minimum of one, and preferably 2 adult leaders at each campsite during the inspections to answer any questions from the Judges. The Campsite Inspection Form that will be used this year is attached.

There will be more than one unit assigned to each Group Site. Please be courteous and share the facilities, as well as keeping them clean. Each Group Site has water available at spout (near campfire rings). Each site also has a grilling area that can be shared among the units if needed (except for staff area). Picnic tables are also available in each Group Site, but may not be moved.

Schedule/Events

A copy of the Cuboree schedule will be available at check in .

Friday Night Leaders Meeting

Staff will meet with Adult leaders Friday at 8:00pm in the Staff Area (Group 3 Site/picnic tables). It is important that each unit has a representative at the Friday Leader's Meeting. We will announce any schedule changes, update activity information, and accept activity registrations. If you arrive late, please contact Staff in Group Area 3 to catch up on anything you may have missed.

During the leaders meeting a outdoor movie will be provided ,depending on weather

Saturday Morning

The Cubaree activities on Saturday will follow schedule attached. Flags will begin the morning, announcements then dismissal for program. Program will follow schedule and any announcements provided.

In the morning, Cub scouts will go to the lower group campsites for cub scout programs. Webelos and Arrow of light will go to top group campsite as well for Webelos games past archery. Adults will be broken off in order to attend participation and educational breakouts. Adults who attend will garner points for

the top pack, adults will also have fun with games and other activities for awards. **Lions , Tigers ,Scouts BSA and all siblings will not participate in Archery due to time constraints**

Saturday Afternoon

In the afternoon, Scouts and Adults will have open time to see the fire explorers, Scout store (if available), and any exhibits on display, plus time to cook for competitions and work on skits. There will be free time to relax and enjoy Cuboree to the time for Dutch oven/foil pack competitions There will be Spirit Award prize to the Pack/Unit that best exemplifies this year's theme by their participation in the afternoon activities.

Dutch Oven Competition

We will be having a Dutch Oven Competition again this year. Participants can sign up at check in, and at the Leader's meeting, or with the Staff member Vicki Carrigan on Saturday morning.

We may need judges for campsite as well as food, if you are interested let staff know.

Song and Skit

All units who wish to do a song or skit must present themselves to staff Vicki Carrigan for approval and sign up. The skits must not be too long and must be appropriate.

Saturday Night Campfire

Please note for Campfire all Cubs, the scouts will be sitting on the ground in front – only chairs allowed for adults in back section. Lights Out is 10:00pm each night and quiet as well.

The campfire Saturday night is a highlight of the Cuboree. All units are encouraged to participate by presenting a skit or leading a song. Skits/Songs must be approved in advance with Vicki Carrigan from 4pm in the staff area, and added to the program before Campfire.

Our Campfire Master of Ceremonies will be Mt. Rubidoux Cuboree Chair, Ryan Carrigan. Cub awards will be next on the agenda, followed by songs and skits.

All Unit campsite, spirit awards and food awards will be presented at the Campfire. After campfire units will go back to campsites for a cracker barrel on their own and quiet time and lights out at 10pm.

Sunday Morning

In the morning we will have closing flags and announcements, Cuboree will conclude with a "Scout's Own" short Interfaith worship service Sunday morning, ran by scouts. All Units and adults are asked to attend. After the service, units will prepare for check out and departure. Once your unit is ready for check out, please have your adult leader come to the Staff campsite. Staff will inspect your campsite and check you out and give you a participant ribbon. Camp patches and possibly shirts will be given at roundtable so be sure to have representatives.

Staff Contact

The Cuboree will be staffed by both adult and youth staff members. For any issues or questions, please contact me at: Rscarriganlaw@gmail.com Ryan S Carrigan (951) 858-4814, Anastasia Leveck Anastasialeveck@gmail.com at (909) 821-0291, or Kevin Neur Scubascout48@gmail.com
Follow link to see map

<https://www.google.com/maps/@33.8793564,-117.1670219,463m/data=!3m1!1e3>



UNIT ROSTER

Please Include all Scouts, Adults and Siblings

PACK #

District MTR QB TEMS
TQ SUN HD OBD

Leader Name

Cell#

Name

Registraion

	Scout <input type="checkbox"/> Lion <input type="checkbox"/> Tiger <input type="checkbox"/> Wolf <input type="checkbox"/> Bear <input type="checkbox"/> Web <input type="checkbox"/> AOL <input type="checkbox"/> Scouts BSA <input type="checkbox"/> Adult Leader <input type="checkbox"/> Other Adult <input type="checkbox"/> Sibling Under 6 <input type="checkbox"/> Sibling Over 10
	Scout <input type="checkbox"/> Lion <input type="checkbox"/> Tiger <input type="checkbox"/> Wolf <input type="checkbox"/> Bear <input type="checkbox"/> Web <input type="checkbox"/> AOL <input type="checkbox"/> Scouts BSA <input type="checkbox"/> Adult Leader <input type="checkbox"/> Other Adult <input type="checkbox"/> Sibling Under 6 <input type="checkbox"/> Sibling Over 10
	Scout <input type="checkbox"/> Lion <input type="checkbox"/> Tiger <input type="checkbox"/> Wolf <input type="checkbox"/> Bear <input type="checkbox"/> Web <input type="checkbox"/> AOL <input type="checkbox"/> Scouts BSA <input type="checkbox"/> Adult Leader <input type="checkbox"/> Other Adult <input type="checkbox"/> Sibling Under 6 <input type="checkbox"/> Sibling Over 10
	Scout <input type="checkbox"/> Lion <input type="checkbox"/> Tiger <input type="checkbox"/> Wolf <input type="checkbox"/> Bear <input type="checkbox"/> Web <input type="checkbox"/> AOL <input type="checkbox"/> Scouts BSA <input type="checkbox"/> Adult Leader <input type="checkbox"/> Other Adult <input type="checkbox"/> Sibling Under 6 <input type="checkbox"/> Sibling Over 10
	Scout <input type="checkbox"/> Lion <input type="checkbox"/> Tiger <input type="checkbox"/> Wolf <input type="checkbox"/> Bear <input type="checkbox"/> Web <input type="checkbox"/> AOL <input type="checkbox"/> Scouts BSA <input type="checkbox"/> Adult Leader <input type="checkbox"/> Other Adult <input type="checkbox"/> Sibling Under 6 <input type="checkbox"/> Sibling Over 10
	Scout <input type="checkbox"/> Lion <input type="checkbox"/> Tiger <input type="checkbox"/> Wolf <input type="checkbox"/> Bear <input type="checkbox"/> Web <input type="checkbox"/> AOL <input type="checkbox"/> Scouts BSA <input type="checkbox"/> Adult Leader <input type="checkbox"/> Other Adult <input type="checkbox"/> Sibling Under 6 <input type="checkbox"/> Sibling Over 10
	Scout <input type="checkbox"/> Lion <input type="checkbox"/> Tiger <input type="checkbox"/> Wolf <input type="checkbox"/> Bear <input type="checkbox"/> Web <input type="checkbox"/> AOL <input type="checkbox"/> Scouts BSA <input type="checkbox"/> Adult Leader <input type="checkbox"/> Other Adult <input type="checkbox"/> Sibling Under 6 <input type="checkbox"/> Sibling Over 10
	Scout <input type="checkbox"/> Lion <input type="checkbox"/> Tiger <input type="checkbox"/> Wolf <input type="checkbox"/> Bear <input type="checkbox"/> Web <input type="checkbox"/> AOL <input type="checkbox"/> Scouts BSA <input type="checkbox"/> Adult Leader <input type="checkbox"/> Other Adult <input type="checkbox"/> Sibling Under 6 <input type="checkbox"/> Sibling Over 10
	Scout <input type="checkbox"/> Lion <input type="checkbox"/> Tiger <input type="checkbox"/> Wolf <input type="checkbox"/> Bear <input type="checkbox"/> Web <input type="checkbox"/> AOL <input type="checkbox"/> Scouts BSA <input type="checkbox"/> Adult Leader <input type="checkbox"/> Other Adult <input type="checkbox"/> Sibling Under 6 <input type="checkbox"/> Sibling Over 10
	Scout <input type="checkbox"/> Lion <input type="checkbox"/> Tiger <input type="checkbox"/> Wolf <input type="checkbox"/> Bear <input type="checkbox"/> Web <input type="checkbox"/> AOL <input type="checkbox"/> Scouts BSA <input type="checkbox"/> Adult Leader <input type="checkbox"/> Other Adult <input type="checkbox"/> Sibling Under 6 <input type="checkbox"/> Sibling Over 10
	Scout <input type="checkbox"/> Lion <input type="checkbox"/> Tiger <input type="checkbox"/> Wolf <input type="checkbox"/> Bear <input type="checkbox"/> Web <input type="checkbox"/> AOL <input type="checkbox"/> Scouts BSA <input type="checkbox"/> Adult Leader <input type="checkbox"/> Other Adult <input type="checkbox"/> Sibling Under 6 <input type="checkbox"/> Sibling Over 10
	Scout <input type="checkbox"/> Lion <input type="checkbox"/> Tiger <input type="checkbox"/> Wolf <input type="checkbox"/> Bear <input type="checkbox"/> Web <input type="checkbox"/> AOL <input type="checkbox"/> Scouts BSA <input type="checkbox"/> Adult Leader <input type="checkbox"/> Other Adult <input type="checkbox"/> Sibling Under 6 <input type="checkbox"/> Sibling Over 10
	Scout <input type="checkbox"/> Lion <input type="checkbox"/> Tiger <input type="checkbox"/> Wolf <input type="checkbox"/> Bear <input type="checkbox"/> Web <input type="checkbox"/> AOL <input type="checkbox"/> Scouts BSA <input type="checkbox"/> Adult Leader <input type="checkbox"/> Other Adult <input type="checkbox"/> Sibling Under 6 <input type="checkbox"/> Sibling Over 10
	Scout <input type="checkbox"/> Lion <input type="checkbox"/> Tiger <input type="checkbox"/> Wolf <input type="checkbox"/> Bear <input type="checkbox"/> Web <input type="checkbox"/> AOL <input type="checkbox"/> Scouts BSA <input type="checkbox"/> Adult Leader <input type="checkbox"/> Other Adult <input type="checkbox"/> Sibling Under 6 <input type="checkbox"/> Sibling Over 10

TOTALS

Lion	Tiger	Wolf	Bear	Web	AOL	SCOUTS BSA
Adult Leaders			Other Adults			
Sibling Under 6			Sibling Over 10			
OVERALL UNIT TOTAL						

**PARENT/GUARDIAN CONSENT FORM
FOR PARTICIPATION IN A COUNCIL-OPERATED CAMP OR ACTIVITY**

I hereby give permission for full participation in a Council-operated camp or activity, subject to limitations noted

_____ Boseker Scout Reservation/Camp Emerson _____ Camp Helendale/Camp Wiley
_____ Day Camp _____ Cub Scout Archery Shoot _____ Other _____

From (date) _____ to (date) _____, (year) _____

This authorization shall remain effective until replaced or revoked in writing

Full Name of Participant _____ Birthdate (month/date/year) _____

Address _____ City, State, Zip _____

Medications/Restrictions/Special Considerations (if any): _____

Insurance Company _____ Policy Number _____

Physician's Name _____ Phone Number _____

HOLD HARMLESS AGREEMENT

I understand that participation in the activity involved a certain degree of risk. I have carefully considered the risk involved and have given consent for my child to participate in the activity. I understand that participation in the activity is entirely voluntary and requires participants to abide by applicable rules and standards of conduct. I release the Boy Scouts of America, the local council, the activity coordinators, and all employees, volunteers, related parties, or other organizations associated with the activity for any and all claims or liability arising out of this participation.

MEDICAL TREATMENT RELEASE

(Yes) (No) In case of emergency involving my child, I understand every effort will be made to contact me. In the event I cannot be reached, I hereby give my permission to the medical provider selected by the adult leader in charge to secure proper treatment, including hospitalization, anesthesia, surgery, or injections of medications for my child. Medical providers are authorized to disclose to the adult in charge examination findings, test results, and treatment provided for purposes of medical evaluation of the participant, follow-up and communication with the participant's parents or guardian, and/or determination of the participant's ability to continue in the program activities.

SHOOTING SPORTS RELEASE

(Yes) (No) The undersigned consent that the Council may furnish firearms and/or archery equipment to the above named minor for the purpose of instruction and safe handling. Cub Scouts/Webelos Scouts are limited to the use of BB guns and/or archery equipment only, and only at camps or activities operated by the Council with qualified, trained supervision (no Cub Scout Pack may conduct shooting sports activities on its own). See policies on Shooting Sports in the Guide to Safe Scouting.

TALENT RELEASE

(Yes) (No) I hereby assign and grant to the California Inland Empire Council the right and permission to use and publish the photographs/film/video tapes/electronic representations and/or sound recordings made by the California Inland Empire Council and I hereby release the California Inland Empire Council from any and all liability from such use and publication.

(Yes) (No) I hereby authorize the reproduction, sale, copyright, exhibit, broadcast, electronic storage and/or distribution of said photographs/film/video tapes/electronic representations and/or sound recordings without limitation at the discretion of the California Inland Empire Council and I specifically waive any right to any compensation I may for any of the foregoing.

Restrictions _____

EMERGENCY CONTACT INFORMATION AND SIGNATURES

Father/Guardian Signature _____ Date _____
Home/Business Phone _____ Cell Phone _____

Mother/Guardian Signature _____ Date _____
Home/Business Phone _____ Cell Phone _____

Alternate Contact _____ Relationship _____
Home/Business Phone _____ Cell Phone _____

UNIT FIREGUARD CHART

Fill out and post this chart on your campsite bulletin board.

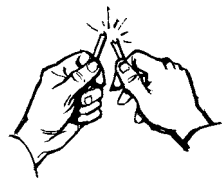
Troop

Troop fire warden

Camp

Troop campsite

Dates



We will prevent fires by breaking matches in two after using.



Putting fires COLD OUT with water.



Feeling with fingers to test heat.

FLAMMABILITY WARNING CAMPING SAFETY RULES

NO TENT MATERIAL IS FIREPROOF, AND IT CAN BURN WHEN EXPOSED TO HEAT OR FIRE. FOLLOW THESE RULES:




- Only flashlights and battery-powered lanterns are permitted in tents. **NO FLAMES IN TENTS** is a rule which must be enforced.
- Chemical-fueled stoves, heaters, lanterns, lighted candles, matches, or other flame sources should **never** be used in or near tents.
- Do not pitch tents near open fire.
- Do not use flammable chemicals near tents: charcoal lighter, spray cans of paint, or bug killer and repellent.
- Be careful when using electricity and lighting in tents.
- Always extinguish cooking and campfires properly.
- Obey all fire laws, ordinances, and regulations.
- Keep campers informed on a daily basis of your camp's fire danger.



Clearing all burnable material 4 to 6 feet away from the fires or as required by local law.

In the case of Cub Scouts, they should immediately seek adult help, sound the alarm by yelling, "Fire!" and stay away from attempting to fight any camp fire. If adult help is not readily available, the Cub Scout should continue to sound the alarm, send a runner for help, and/or dial the camp office or 911.


VARIOUS TYPES OF FIRE DANGER SIGNS IN CAMP



Unit Campsite Fire Prevention Assignments		
First Day _____ Date _____	Patrol _____	Equipment Checked
Fire Warden _____		
Second Day _____ Date _____	Patrol _____	Equipment Checked
Fire Warden _____		
Third Day _____ Date _____	Patrol _____	Equipment Checked
Fire Warden _____		
Fourth Day _____ Date _____	Patrol _____	Equipment Checked
Fire Warden _____		
Fifth Day _____ Date _____	Patrol _____	Equipment Checked
Fire Warden _____		
Sixth Day _____ Date _____	Patrol _____	Equipment Checked
Fire Warden _____		
Seventh Day _____ Date _____	Patrol _____	Equipment Checked
Fire Warden _____		



SOUND ALARM



DROP TENTS (CANVAS ONLY) IF NECESSARY AND SAFE TO DO SO

IN CASE OF FIRE REPORTING AND ASSEMBLY INSTRUCTIONS

At some camps local changes are made in these suggested procedures. All exceptions, however, should be made on the recommendation and with the approval of local fire authorities.

IN A UNIT CAMPSITE

1. Sound the alarm by yelling "Fire!" and then notify the first adult you see, then report to a camp officer or the camp fire warden.
2. Extinguish a fire only if it can be done quickly and easily.
3. When the central alarm is sounded to warn the camp, quickly mobilize in your unit. Move to your preassigned point immediately and await directions.
4. A runner reports to the camp office for instructions from the camp fire warden.
5. In the event of a tent fire, you can douse it with water or sand, or simply stand back and let professionals fight the fire.

OUTSIDE UNIT CAMPSITE

1. If you discover a fire anywhere in camp, report immediately to the camp office so the alarm may be sounded and fire authorities notified.
2. Camp fire warden sounds the central alarm, and your unit follows steps 3 and 4 above.
3. **Remember:** Campers should not be directly involved in the fire fighting process except for fires that can be quickly and easily extinguished.

In case of a fire in our campsite, we will notify _____ and follow the instructions of our unit fire warden. _____ Camp fire warden

Control of Flammable/Combustible Liquids and Gases in Camp

Because serious accidents can happen in connection with the use of liquid fuel, propane, butane, etc., in lanterns and stoves and as a result of igniting fires with liquid starters, adult supervision is required when chemical fuels are being used for lighting and cooking. Local councils have the option of restricting the use of chemical-fueled stoves, lanterns, and heaters in campsites under their jurisdiction.


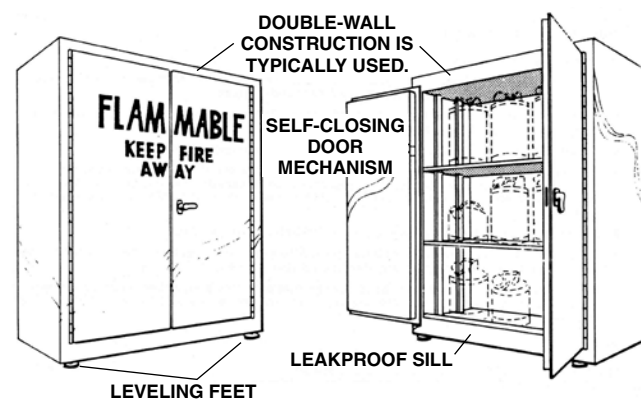
- **Knowledgeable adult supervision** must be provided when Scouts are involved in the storing, handling, and filling of stoves or lanterns or the lighting of chemical fuels.
- **Battery-operated lanterns and flashlights** should be used by Scouts in camping activities, particularly in and around all tentage. No chemical-fueled lantern, stove, or heater is to be used inside a tent.
- **Kerosene, gasoline, or liquefied petroleum-fuel lanterns** may, when permitted, be used inside permanent buildings or for outdoor lighting. When used indoors, there must be adequate ventilation. Strict adherence to the safety standards and the instructions of the manufacturers in fueling and lighting such stoves and lanterns must be carried out under the direct supervision of a responsible and knowledgeable adult.
- **Empty liquid-petroleum cylinders for portable stoves and lanterns** should be returned home or to base camp. They can explode when heated; therefore, they must never be put in fireplaces or with burnable trash.
- **The use of liquid fuels for starting any type of fire is prohibited.** This includes damp wood, charcoal, and cer-

emonial campfires. Solid-type starters are just as effective, are easier to store and carry, and are much safer to use for this purpose.

- **Space heaters that use chemical fuels consume oxygen and must be used only in well-ventilated areas.** Using space heaters in poorly ventilated cabins, camper trucks, and recreation vehicles can cause fires and asphyxiation. The use of charcoal burners indoors can be lethal in causing carbon monoxide poisoning.

Bulk Storage and Practices

Storage of liquid fuel and other flammables is a camp maintenance function. Filling tanks for motors, vehicles, and motorboats should always be handled by someone qualified by age and training for this responsibility. Similar responsible handling and control are prescribed for the limited use of kerosene. Use kerosene only for outside night lights and stationary heating stoves (not portable). Both gasoline and kerosene should be kept in well-marked safety cans and stored in ventilated locked boxes located away from buildings and tents. Large quantities of gasoline should be stored in a properly installed fuel tank with pump. Keys to pumps and storage boxes or sheds should be given to one adult (primarily the camp ranger), who distributes these fuels. Propane or butane storage tanks and permanent caps should be installed by experienced and knowledgeable individuals and changed only by gas distributors. These installations must conform to local regulations and must be inspected regularly.



USE SAFETY CANS ONLY!

Year-Round Prevention Plan

Will your camp be there next season? This is a good question to ask at the close of each camping season as you pack away equipment and leave. In fairness to next year's campers, do everything that can be done to ensure the safety of camp equipment and camp timber.

Fall, with its dry, dead leaves that often bank high around camp buildings is, in many sections of the country, the most dangerous fire season of the entire year. Spring is another bad time.

Here is a checklist of things to do at all times to be sure that your camp is fireproof year-round:

1. Destroy greasy rags.
2. Dispose of all combustible refuse and trash safely.
3. Be sure that doors and shutters are strong enough to keep out trespassers, vandals, or thieves.

4. Stow away firewood and loose equipment that might be used by trespassers.
5. Clear away dead grass or trees, ferns, leaves, bushes, straw piles, and trash from buildings.
6. Clean grease traps and dispose of the grease by burning it at a safe place or burying it in mineral earth.
7. Be sure the camp is ready for winter use. Check fuels, wall and floor protection around heaters, and protecting screens for fireplaces. Inspect location of fire pails, fire extinguishers, and mobile fire-fighting equipment.
8. Develop a fire prevention plan in accordance with OSHA standard 29 CFR 1910.139.



HOW YOUR UNIT FIREGUARD PLAN WORKS

DUTIES

When you arrived at camp, you were oriented and trained in the use of the unit fireguard plan. It is your responsibility as a unit leader to train your Scouts in fire prevention, fire detection, reporting, and fire control. Only implement fire control techniques that can be done quickly and easily.

Study the procedures outlined on this chart and then train your staff and youth members. Post the chart for all to see and follow. At some camps local changes are made in these suggested procedures. All exceptions, however, should be made on the written recommendation and with the approval of local fire authorities.

Organize to make the fireguard plan work by appointing capable fire wardens and deputies.

FIRE WARDENS AND DEPUTIES

As responsible Scouts appointed by their adult leader, the unit fire warden and his deputy are in charge of training, know where fire equipment is located, and are familiar with the unit fireguard chart. They instruct all unit fire wardens and Scouts in the operation of the camp fireguard plan. They conduct annual inspections of fire extinguishers and check to be sure all cooking fires, heating fires, and campfires are out at night or when no one is attending or monitoring the fire during the day. Unit fire wardens and deputies conduct fire drills at least once a week and follow the direction of the camp fire warden. They receive reports related to fire hazards daily from the duty fire warden.

Every boy in the unit should feel responsible for fire prevention, but the unit fire patrol for each day must be alert and ready to evacuate and account for everyone in case of fire emergency or drill.

If a small fire breaks out, the person discovering it should take immediate action, whether or not he is on the fire patrol for the day. Time is the most important element in the suppression of a fire. Some examples of fire control techniques are:

- Immediately send someone to seek assistance, send a runner for help, and/or dial the camp office or 911.
- Douse fire with water or sand.
- Smother fire with a lid.
- In the event of a tent fire (canvas only), simply kick out the end tent poles if it can be done safely.

Remember: Campers should not be involved in the fire fighting process except for fires that can be quickly and easily extinguished.

In making daily inspections of the unit campsite, the unit fire warden should follow the fire-prevention suggestions and use the fire-fighting equipment illustrations found throughout this chart as a guide. Campsite equipment will vary according to your camp. Results of the daily inspection should be posted on the chart in the space provided.

PATROL FIRE WARDEN

The patrol leader is responsible for training his patrol in the unit fireguard plan and leading the unit in practice evacuation and fire prevention.

He checks daily to be sure all members are preventing fires and are prepared in case a fire breaks out. He makes sure and double-checks that fires are built only on nonburnable soil in areas where they will not spread. He verifies to see that all fires are put COLD OUT and that open flames are not permitted in or near tents. He shows patrol members how to drop tents (canvas only) in case of fire. **In the event of a tent fire (canvas only), you can simply kick out the end tent poles if it can be done safely and let professionals fight the fire.**