

Trucking Merit Badge

ANASTASIA LEVECK

PROJECT MANAGER BEST
DELIVERY LLC





List the major truck lines serving your town.

8: Hub Group. ...

7: Swift Transportation. ...

6: Schneider. ...

5: YRC Worldwide. ...

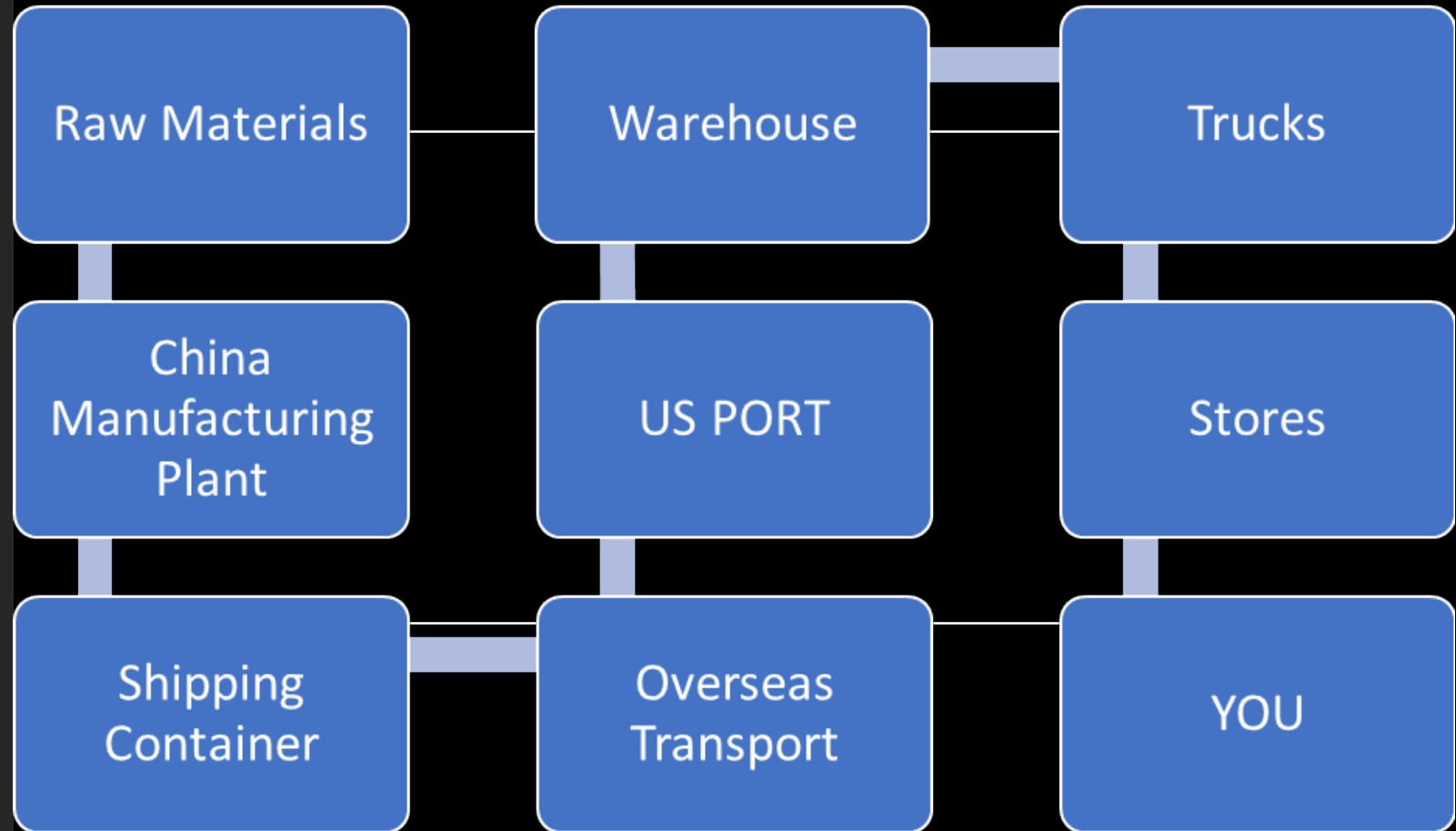
4: J.B Hunt Transport Services. ...

3: XPO Logistics. ...

2: FedEx Corp. ...

1: UPS Inc. UPS was founded in 1907 and currently stands as the world's package delivery company.

The Supply Chain- From China to You



Made In China





The life of a SHIPPING CONTAINER

What is a Shipping container?

A **standardized steel box** specifically used to **ship cargo internationally and locally** and designed to fit on **ships, trucks, rail, and airplanes** to easily go anywhere in the world. Because it must be **bumped, banged, dropped, and stacked** on by 5 or 8 other heavy shipping containers during transport, the **ISO shipping container is the strongest** mobile storage or housing structure in the world. Build with heavy gauge Corten steel frame and shell makes shipping containers easy to repair.

The **possibilities** are virtually endless

Infancy

1956

The **first** shipping container was invented and patented by an American named **Malcolm Mc Lean**.



Put in A Shipping Container

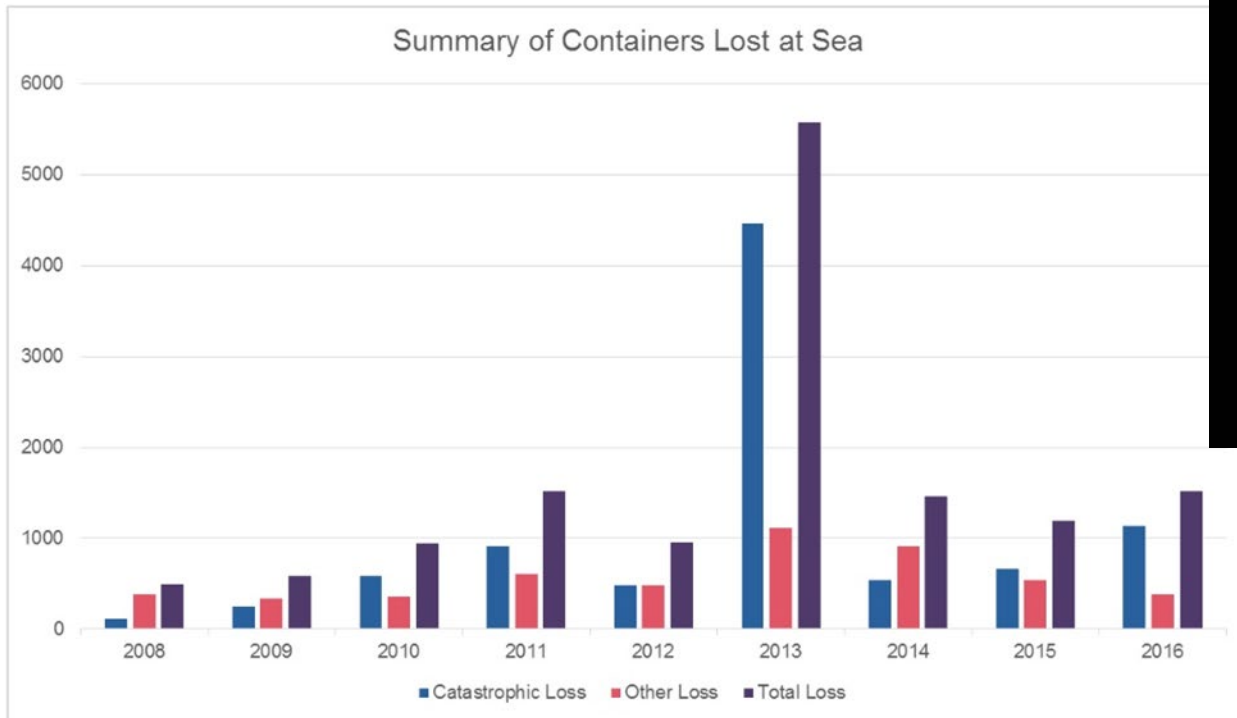
Travel on a boat overseas



Life on A Container Ship



Sometimes Things go Wrong!



Container arrives in USA at a PORT

The Port of Long Beach, located in Southern California, is an integral part of trade between the U.S. and Asia boasting a mind-blowing amount of cargo exchanged each year

The Port of Long Beach is one of the busiest ports in the world and the second-busiest container port in the United States.

1. It occupies 3,500 acres of land and 25 miles of waterfront in Long Beach, California.
2. Each year the port handles over 6.8 million 20-foot container units (TEUs).
3. 1.4 million jobs throughout the U.S. are related to trade generated by the Port of Long Beach.
4. The top imports are crude oil, electronics, plastics, furniture and clothing.




How Big is the PORT?



Image courtesy of Port of Los Angeles

The is the PORT OF LONG
BEACH



Unloading the Ship to a truck







Container is on a Truck or train to go to a warehouse or Distribution Center

At the warehouse



A Truck brings it to a store near YOU



Supply-Chain Interference: Cargo Theft, Piracy and Disruption In 2013

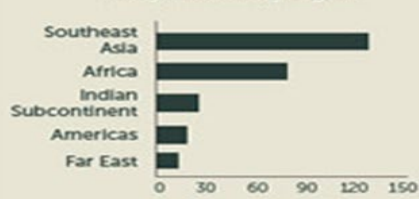
Incidents of piracy and cargo theft are resulting in billions of dollars of losses in countries and regions across the globe. In 2013, the International Chamber of Commerce's International Maritime Bureau recorded 264 piracy attacks, and BSI reported \$22.4 billion in losses worldwide due to cargo theft.



Estimated Total Losses by Region
\$22.4 billion



Piracy Incidents By Region



Piracy Attacks: Top 7 Countries



Note: "Attacks" refers to actual and attempted.